

Technical guide

15 Treatments Institute
Method and professional tools
Professional face and body products
Resale line

**EXCLUSIVELY FOR AESTHETICS
PROFESSIONALS**

CABINE EXCLUSIVE
PROFESSIONAL 

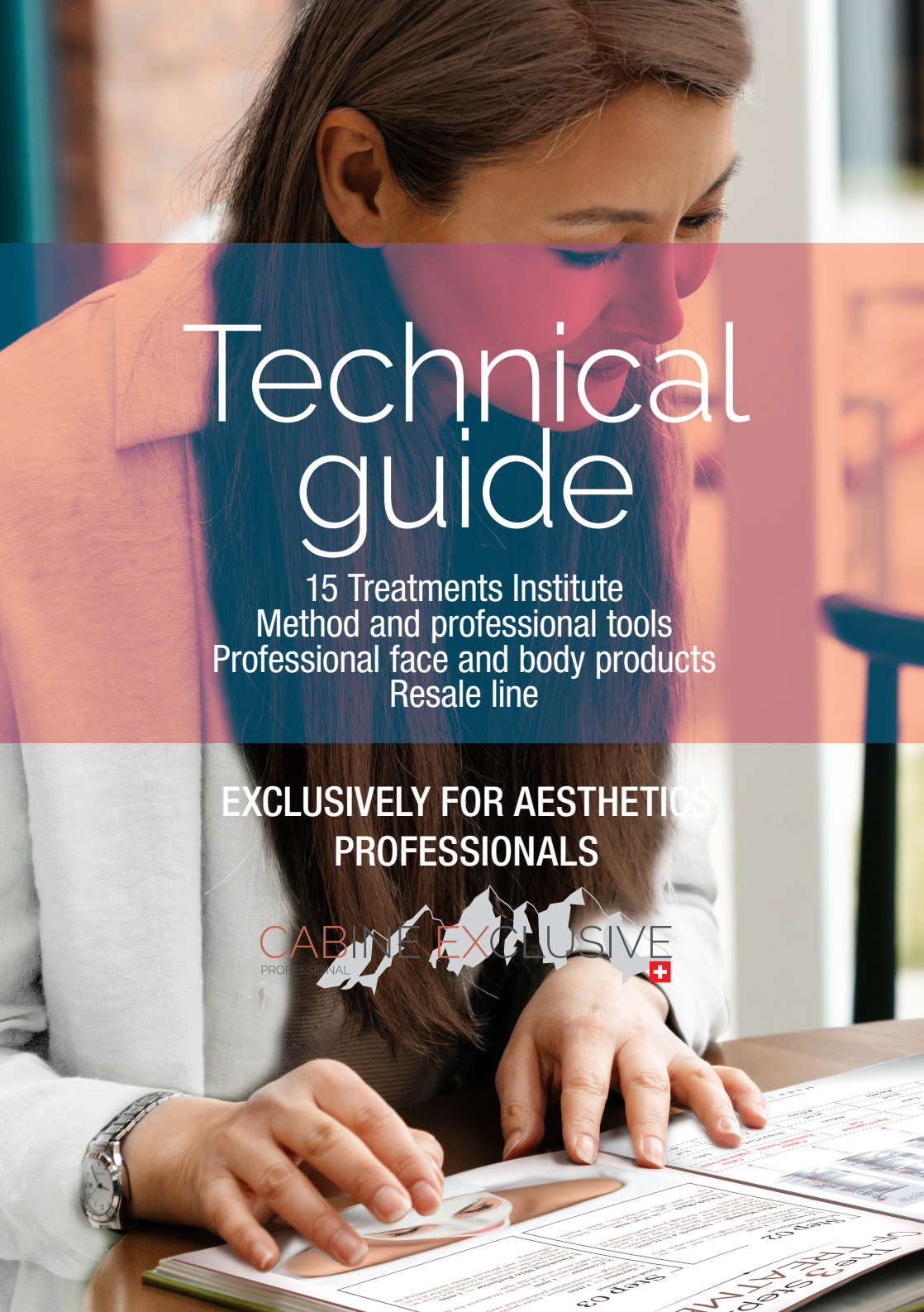


TABLE OF CONTENTS

1. General Concept p.05
Cabine Exclusive leader in Treatments for the Institute p.06
15 Treatments Institute p.07
Its Swiss origin p.08
The pure water from the Swiss valais Alps p.09
Actives and Formulations p.10

2. The P.I.R Application Method p.11
The P.I.R Method p.12

3. Professional Tools p.16
The 4 key tools p.17

4. Treatments Institute for the Face p.18
The T.I. Menu p.19
Cabine Exclusive and skincare p.20
The 3 Steps of a treatment p.21
The dosage p.23
T.I. Signature p.24
T.I. Geneva > New York p.26
T.I. Oh ! My Contours p.28
T.I. Clear 4 Time p.30
T.I. Gentleman p.32
T.I. 50 Beauty Stars p.34
T.I. Hot and Cold p.36
T.I. Beautystat p.38
T.I. Peaussassionnelle p.40
T.I. Alpine p.42
T.I. Wellness p.44
T.I. Queen for 1 Day p.46
T.I. Tutti-Fruity p.48
T.I. Multi-Layers p.50
T.I. Multi-Zone p.52

5. Professional Products for the Face p.54

Face mapping with Cabine Exclusive p.55

Make-up remover for the Eyes p.57

Make-up remover for the Face p.62

Face Lotions p.70

Face Scrubs p.77

Face Serums p.85

Face Massage Creams p.100

Face Masks p.104

Specific Face Masks p.119

Creams for the Face and Eyes p.141

6. Professional Products for the Body p.146

Body mapping with Cabine Exclusive p.147

Creams and Massage Oils p.148

Body Slimming products p.156

Hands and Feet Creams p.164

7. Resale Line p.168

Complete resale line for the face p.169

Sales Technique p.176





1. Concept

CABINE EXCLUSIVE
PROFESSIONAL



Made in Switzerland



TREATMENT INSTITUTE (T.I.)

Leader in
Professional Treatments

For more than 30 years, we have developed our innovative and modern vision of skin care in our Swiss research laboratory.

For Cabine Exclusive, dermatologists and estheticians are at the heart of all our developments and our truest source of inspiration.

Just like Swiss watchmaking, we present sophisticated and imaginative facial treatments, based on high-quality contemporary cosmetics, accessible to all.

The Treatment Institute is directly inspired by Tweakments, combining efficiency and speed.

All treatments are performed using our exclusive Hand Pressure and Rotation Technique: P.I.R.[®], while respecting the physiology of all skin types.

CABINE EXCLUSIVE

PROFESSIONAL




1. T.I. Menu

You have the choice among 15
Treatments Institute for the Face to :

- Dynamize,
- Enrich
- Diversify your beauty care card.

For all skin types, phototypes, ages,
and all throughout the year.

15 Treatements Institute



CABINE EXCLUSIVE

PROFESSIONAL



Switzerland, the global reference to cosmetics and skin care.

The Swiss values are fundamental in the cosmetics industry : rigor, pragmatism and precision.

Nested in the heart of the Swiss Alps, our laboratory possesses advanced cosmetological skills focused on R&D, fine-tuned technologies and procurement mechanisms, sophisticated logistics as well as a highly qualified and devoted workforce.


The Cabine Exclusive products are “Made in Switzerland” and are Swiss Cos. Certified.

This label guarantees that all products are manufactured in Switzerland.

SWISSCOS means :

- The research, development, production and packaging is done in Switzerland
- Swiss member from the SwissCos association
- Quality and tradition
- Responsibility and reliability
- High production standards
- Brand reputation

Swiss Origin



The Pure Water from the Swiss Valais Alps

The source of all our Cabine Exclusive formulations

Delivered directly from our own alpine source, it is delivered directly from the mountain to the heart of our laboratory.

It is rich in minerals from the precious crystals of the Swiss Alps.

Furthermore, this pure and “clean” water possesses exceptional cosmetic properties :

1. It reinforces the efficiency of the actives and the formulas,
2. It is enriched with minerals and natural oligo-elements,
3. Its composition is close to the water contained in the skin's epidermal layer which allows it to respect the skin's ecology.

Actives and Formulations

Phyto-botany from the Valais, plant biotechnology and aromatology.

1. The production is made directly with an optimal concentration of actives in both quantity and in %.
2. The selected actives are all carefully selected based on scientific studies.
3. All the formulations are paraben-free and produced according to strict cosmetic industry norms with environmentally friendly technologies.
4. Product testing are systematic (efficiency, security, water activity, challenge test,).
5. Our product range is diverse, sensorially appealing, with multiple fresh scents.
6. The textures are adaptable and change when in contact with skin or at the hands of a professional.

2. Application Method

CABINE EXCLUSIVE
PROFESSIONAL



Made in Switzerland



The Application Method

P.I.R.®

An exclusive technical know-how developed for all Treatments Institute and the professional Cabine Exclusive products. This specific method allows the esthetician to preserve the integrity of the cutaneous tissues and to enhance the active's penetration.

This method is used in each step of the treatment with the hands or cottons, for all cosmetic textures, on the face and neck.

P.

1. Pressure



Drainage of the subcutaneous facial muscles

I.

2. Impregnation



Tissue stimulation & Activation of the actives

R.

3. Rotations



Myo-Cellular Activity & active assimilation

The Application Method

P.I.R.®

01. PRESSURE

1. Description

The slow and deep application of pressure with the entire surface of the hand (the natural weight of the hand) on the face, neck and décolleté.

The application is done symmetrically, without moving the tissues in order to apply the product evenly.

2. Technique

Warm up or lather the product between both hands depending on the texture of the product (gel, cream, fluid...) to bring it to the ideal skin temperature and promote the penetration of the active ingredients.

3. Physiological Effects

The beneficial effects are: profound relaxation which promotes the blood and lymphatic circulation, the skin feels revitalized and it is detoxified.

4. Application

Before the application of the product, let the client smell the products to optimize the action of the actives during the treatment.

1x each pressure on each zone of the face and neck for 15 seconds.

The Application Method

P.I.R.®

02. IMPREGNATION

1. Description

Small and delicate pressures, symmetrical and quick, done with the fingertips close together (without the thumb), covering the face, neck and décolleté, to incorporate and activate the product into the skin.

Each pressure should be done by unrolling the fingers (like opening a book).

2. Technique

Start from the forehead to the contours of the eyes, the cheeks, the jaw and finish with the neck and décolleté. (From the center to the outwards corners of the face and neck).

3. Physiological Effects

- The acceleration of microcirculation
- An improved tissue oxygenation
- The activation and/or penetration of the actives

4. Application

1x each pressure by covering the treatment zone. Each part of the skin should be touched.

45 seconds

For the massage step, perform the movements of pressure slowly and deeply.

The Application Method

P.I.R.®

03. ROTATIONS

1. Description

By performing small light rhythmic circles with the fingertips (without the thumbs) simultaneously from the face to the neck and décolleté, in a clockwise motion.

2. Technique

Starting from the forehead, to the left cheek, chin, neck, décolleté and then going back up on the reverse side of the face, ending with the right side of the forehead.

3. Physiological Effects

- Muscle relaxation
- Smoothing facial features

4. Application

1x each circle by covering the entirety of the treatment zone. Each part of the skin should be touched.

60 seconds

Adapt the rhythm according to the advancement of the treatment :

- Quickly in Step 1,
- Very slowly in Step 2,
- Slow at the end of Step 3.

3. Professional tools

CABINE EXCLUSIVE
PROFESSIONAL



Made in Switzerland



The 4 main TOOLS

3 Beauty tools, that allow you to transform, magnify and optimize the professional Cabine Exclusive cosmetics according to your desires and expectations + 1 Beauty Tray to showcase the resale products.

1. The spatula brush

Pinceau spatule avec applicateur silicone. Sa texture et sa forme permettent de prélever et d'appliquer facilement et rapidement les gommages, masques crèmes ou spécifiques de façon homogène et précise. Très hygiénique.

377021

2. The graduated bowl

This white flexible bowl is made of silicone, and is ideal to mix all cosmetic textures.

Ergonomic.

Easy to maintain.

378307

3. Hand-Frother

The hand frother is recommended to alter all transformative textures into emulsions (gels to mousses, masks and serums, etc.) It can also be used with the Oligo Lotion mixed with the make-up removing textures during Step 1.

This reference is not provided by Cabine Exclusive.

4. The beauty tray

This rectangular plastic tray is ultra resistant and can support a 180°sterilization process. This tray allows the esthetician to showcase the Cabine Exclusive Resale Line to the clients.

It is practical and esthetically pleasing.

378540

4. 4.Treatments Institute for the Face

CABINE EXCLUSIVE
PROFESSIONAL



Made in Switzerland



T.I. Menu

15 Skin care protocols that disrupt the codes of esthetics following these 3 STEPS.

A solution, a recipe and a result for each need.

These elaborate turnkey protocols allow the esthetician to optimize time, choice, the amount of cosmetics used and their efficiency.

One T.I. = one result

CABINE EXCLUSIVE's ultimate goal: the complete satisfaction of the consumer through your professionalism.

N°01	<u>T.I. SIGNATURE</u> Anti-aging botanical experience, Ultimate Anti-Aging Treatment. <i>For mature skin</i>	60 min
N°02	<u>T.I. GENÈVE --> NEW YORK</u> Instant re-energized skin, Instant Treatment & Results. <i>For tired skin</i>	30 min
N°03	<u>T.I. OH ! MY CONTOURS</u> Eyes and lips express, Treatment for Eyes and Lips. <i>For marked contours</i>	30 min
N°04	<u>T.I. CLEAR 4 TIME</u> Skin clarifying Korean treatment, In Depth Cleansing Treatment. <i>For all skin types</i>	40 min
N°05	<u>T.I. GENTLEMAN</u> All in one, Treatment designed for men <i>For thick and irritated skin</i>	40 min
N°06	<u>T.I. 50 BEAUTY STARS</u> Renewing and resurfacing, Resurfacing Treatment <i>For skin with irregularities and hyperpigmentation</i>	45 min
N°07	<u>T.I. HOT & COLD</u> Thermal activator, Stimulating Treatment. <i>For dull or sagging skin</i>	45 min
N°08	<u>T.I. BEAUTYSTAT</u> Sebum regulator, Skin Balancing Treatment. <i>For oily and combination skin</i>	45 min
N°09	<u>T.I. PEAUSSASSIONNELLE</u> Illuminating radiance lift, Instant Radiance Treatment <i>For dull skin</i>	45 min
N°10	<u>T.I. ALPINE</u> Derma-protection, Cocooning Treatment <i>For very dry or damaged skin</i>	60 min
N°11	<u>T.I. WELLNESS</u> Sensory-yoga for the skin, Myo-Relaxing Treatment. <i>For stressed and sensitive skin</i>	60 min
N°12	<u>T.I. QUEEN FOR A DAY</u> Absolute double hydration, Hydrating Treatment. <i>For thirsty skin in need of hydration</i>	60 min
N°13	<u>T.I. TUTTI-FRUITY</u> Vitamin explosion, Revitalizing Skin Treatment. <i>For dehydrated skin</i>	60 min
N°14	<u>T.I. MULTI-LAYERS</u> Nutritive skin booster, Comfort Treatment. <i>For dry skin</i>	60 min
N°15	<u>T.I. MULTI-ZONE</u> Priority skin targeting, Tailored Skin Treatment. <i>For all skin types</i>	60 min

CABINE EXCLUSIVE & Skin

Skin

The skin has universal fundamental needs :

- To be clean,
- Hydrated,
- Protected.

The Cabine Exclusive formulas allow the skin to fulfill these needs.

They are reinforced by plant actives and the purified water from our alpine source.

The actives and textures applied during the treatment adapt to each person's skin to boost its defenses.

T.I.

T.I.'s are adapted to all types of skin with specific needs, all phototypes, men or women, and to all ages.

The Cabine Exclusive T.I.'s are universal.

Beauty Care Card

The Cabine Exclusive T.I.'s can integrate easily to any beauty care card and answer efficiently to any skin care need that could be of concern to a consumer.

The 3 Steps OF TREATMENT

3 systematic and successive steps to perform all our Cabine Exclusive Treatments for the Institute and structure our care protocols.

Step 01

Surface Treatment

CLEANSING — 5 min

1. Remove make-up

Clean face and remove all traces of make-up, pollution or dead skin cells

2. Rinse

Rinse the face with the Oligo Activating Lotion. This provides the skin with important minerals that help restore its balance and ecosystem.

3. Re-balance

With the Cabine Exclusive lotions adapted to each specific skin care need.

EXFOLIATE — 5 to 7 min

1. Exfoliate

With the Cabine Exclusive selection of scrubs and peelings, select the product adapted to the skin type

2. Rinse

Rinse the face with the Oligo Activating Lotion. This provides the skin with important minerals that help restore its balance and ecosystem.

3. Re-balance

With the Cabine Exclusive lotions adapted to each specific skin care need.

DETOXIFY — 5 to 8 min

1. Botanical Charcoal Mask

Important cleansing step that provides oxygen to the skin and removes external pollutants.

2. Rinse

Rinse the face with the Oligo Activating Lotion. This provides the skin with important minerals that help restore its balance and ecosystem.

3. Re-balance

With the Cabine Exclusive lotions adapted to each specific skin care need.



The 3 Steps OF TREATMENT

Step 02

In-depth treatment

1. Activator — 2 min

The application, combination, and the super-positioning of our high concentration professional serums

2. Myo-Massage — between 4 to 15 min

Following the skincare needs, a relaxing smoothing massage that decongests the face, neck, décolleté and the arms by carefully selecting the ideal texture through your professional experience

3. Tweak-Mask — 10 to 20 min

Cream masks, gels, earthy textures, balms, patches, peel-offs, exo-thermic, sheet masks, etc

Step 03

Final treatment

1. Serums — 1 min

Application, combination, super-positioning of our high concentration professional serums

2. Contour — 1 min

The application of a specific treatment for the fragile zone around the eyes

3. Finishing Skin Perfector — 1 min

Protect, hydrate, nourish, smooth and treat according to the chosen end treatment for it to remain active and pleasant while maintaining its efficiency.



The DOSAGE

To further refine our treatment recipes and facilitate the different manipulations and applications.

Dosage 01

A pea-sized amount = approximately 1 ml



Dosage 02

A noisette “hazelnut” sized amount
= between 4 and 8ml



Dosage 03

A walnut sized amount = between 10 and
15 ml



Dosage 04

A full dropper = 3 ml




Treatments Institute

T.I. SIGNATURE

THE BOTANICAL ANTI-AGING EXPERIENCE

Total Anti-Aging treatment — 60 min — mature skin
Improves skin's texture and tone, reduces wrinkles, and firms skin.

Goal : rejuvenated, vibrant skin.



Made in Switzerland

Step 01

Surface Treatment

1. Remove makeup — 5 min

Waterproof Eye Makeup Remover
+ Aqua Relax Eye Care + Water
Eyes & eyebrows // 3 pumps + 3 pumps
(5ml + 5ml + running water)
PrimPink Makeup Remover Oil
Face + neck // 5 pumps (8ml)
Oligo Activating Lotion
Face + neck // 5 pumps (15ml)
Natural Tonic Lotion
Face + neck // 3 pumps (3ml)

2. EXFOLIATE — 7 min

Enzyme Peel with Botanical Extracts
Face + neck + hands // 8ml
Oligo Activating Lotion // 5 pumps (15 ml)
Natural Tonic Lotion
Face + neck // 3 pumps (3 ml)

3. DETOXIFY — 8 min

Botanical Charcoal Mask
Face + neck // (8 ml)
Oligo Activating Lotion // 5 pumps (15 ml)
Natural Tonic Lotion
Face + neck // 3 pumps (3 ml)

Cabine Exclusive Bonus

Apply Gentle Foaming Gel blended with Oligo Activating Lotion to complete detoxifying step.

Peeling and hand massage during treatment.
Facial massage using the 'Serum Duo'.

Replace the Botanical Sheet Mask with the Lavender & Pinkmary Soupl'ex mask on the face and neck.

Step 02

In-depth treatment

1. Activator — 2 min

Ylang Ylang Serum
Face + neck + hands // 1 full dropper

2. Myo -Massage — 15 min

Pink Oil Serum
Face + neck + hands // 1 full dropper
Nourishing Vitamin Serum
Face + neck + hands // 1 full dropper

3. Tweak-Mask — 15 min

Botanical Sheet Mask
Face // 1 piece
Rich Comfort Mask
Neck // (8 ml)
Oligo Activating Lotion
Soak mask + rinse // 5 pumps (15ml)

Step 03

Final treatment

1. Serum — 1 min

Perfect Glow Serum
Face + neck // 1 full dropper

2. Eye Contour — 1 min

Hydra-Active Eye Contour Gel
Eye contour // 1 pump (1ml)

3. Finishing Skin Perfector — 1 min

Signature Cream
Face + neck // 4ml

T.I.

GENEVA → NEW YORK

RE-ENERGIZING MINUTE

Anti-Fatigue Treatment – 30 min - tired and sagging skin.

Instant radiance treatment that wakes up the skin, leaving it feeling comfortable and relaxed.

Goal : to achieve smooth, energized, and rested skin.



Step 01

Surface Treatment

1. Remove makeup — 5 min

Eyes and Lips Makeup Removing Gel+
Aqua Relax Eye Care + water
Eyes and eyebrows // 3 pumps + 3 pumps
(5ml + 5ml + running water)
ALPINE Pink Makeup Removing Mousse
Face + neck // 3 pumps (5ml)
Oligo Activating Lotion
Face + neck // 5 pumps (15ml)
Wild Pansy Purifying Facial Gel
Face + neck // 3 pumps (3ml)

2. EXFOLIATE — 5 min

Fruit Exfoliating Mask
Face + neck // 5ml
Oligo Activating Lotion
Face + neck // 5 pumps (15ml)
Wild Pansy Purifying Facial Gel
Face + neck // 3 pumps (3ml)

3. DETOXIFY — 5 min

Botanical Charcoal Mask
Face + neck // 8ml
Oligo Activating Lotion
Face + neck // 5 pumps (15ml)
Wild Pansy Purifying Facial Gel
Face + neck // 3 pumps (3ml)

Cabine Exclusive Bonus

Apply Gentle Foaming Gel blended with Oligo Activating Lotion to complete detoxifying step.

Replace the Botanical Charcoal Mask with a Peel Off Mask.

Step 02

In-depth treatment

1. Activator — 2 min

C+ Serum
Face + neck // 1 full dropper

2. Myo-Massage

X

3. Tweak-Mask — 10 min

Face and Neck Patch Expert Mask
Face + neck // 2 pieces

Step 03

Final treatment

1. Serum — 1 min

C+ Serum
Face + neck // 1 full dropper

2. Eye Contour — 1 min

Hydra-Active Eye Contour Gel
Eye contour // 1 pump (1ml)

3. Finishing Skin Perfector — 1 min

Signature Cream
Face + neck // (4ml)

T.I.

OH! MY CONTOURS

EYES AND LIPS EXPRESS

Specific Eyes and Lips Treatment — 30 min — sagging or lined skin.

Gives a refreshed and younger-looking appearance. The under eye area is brighter and the lip contour appears soft and hydrated.

Goal : to smooth the areas around the eyes and lips.



Step 01

Surface Treatment

1. Remove makeup — 5 min

Eyes and Lips Makeup Removing Gel+

Aqua Relax Eye Care + water

Eyes and eyebrows // 3 pumps + 3 pumps
(5ml + 5ml + running water)

Edelweiss Makeup Removing Milk

Face + neck // 5 pumps (10ml)

Oligo Activating Lotion

Face + neck // 5 pumps (15ml)

Natural Tonic Lotion

Face + neck // 3 pumps (3ml)

2. EXFOLIATE — 1 min

Exfoliating Fruit Lotion

Face + neck // (5 ml)

3. DETOXIFY — 5 min

Botanical Charcoal Mask

Face + neck // (8ml)

Oligo Activating Lotion

Face + neck // 5 pumps (15 ml)

Natural Tonic Lotion

Face + neck // 3 pumps (3 ml)

Cabine Exclusive Bonus

Apply the lotion with a cotton compress so that the treatment lasts longer. The Collagen Sheet mask can be used for three treatments.

Massage the eye contours with the Eye Contour Gel.

Double the eye patches by applying one on the eyelid and one under the eye.

Step 02

In-depth treatment

1. Activator — 2 min

Hyaluronic Acid Serum + Acacia Serum

Face + neck // 2 full droppers

2. Myo-Massage — 4 min

Hydra Active Eye Contour Gel

Eye contour // 3 pumps (3 ml)

3. Tweak-Mask — 10 min

Eye Expert Patch

Eye contour // 2 pieces

Collagen Sheet Mask

Mouth // 1 piece

Oligo Activating Lotion

Soak Mask + rinse // 2 pumps (7.5 ml)

Biden Pilosa Luminous Mask

Face + neck // (8 ml)

Step 03

Final treatment

1. Serum — 1 min

Hyaluronic Acid Serum + Acacia Serum

Face + neck // 2 full droppers

2. Eye contour — 1 min

Hydra-Active Eye Contour Gel

Hydra-Active Eye Contour Gel // 1 pump (1 ml)

3. Finishing Skin Perfector — 1 min

Alpine Comfort Cream

Face + neck // (4 ml)

T.I.

CLEAR 4 TEMPS

KOREAN SKIN CLARIFYING TREATMENT

Deep Pore Cleansing Clarifying Treatment — 40 min — all skin types.

Inspired by Korean Skincare techniques, this treatment clears the pores of the skin from daily exposure to pollutants. In only 2 successive steps, it removes all traces of residue from the skin (makeup, dust, dead skin).

Goal : to improve the regenerative properties of the skin. The skin looks clear, fresh and soft.



Step 01

Preparing Treatment — 10 min

Waterproof Eye Makeup Remover + Aqua Relax
Eye Care + Water for eyes and eyebrows
Eyes & eyebrows // 3 pumps + 3 pumps
(5ml + 5ml + running water)
PrimPink Makeup Removing Oil
Face + neck // 5 pumps (8 ml)
Gentle Foaming Gel
Face + neck // 5 pumps (5 ml)
Oligo Activating Lotion
Face + neck // 5 pumps (15 ml)
Natural Toning Lotion
Face + neck // 3 pumps (3 ml)
Ylang-Ylang Serum
Face + neck // 1 full dropper

Step 03

Removing Impurities — 15 min

Botanical Charcoal Mask
Face + neck // 1 noisette (8 ml)
Peeling Enzymatique
Face + neck // 5 g
Oligo Activating Lotion
Face + neck // 5 pumps (15 ml)
Natural Toning Lotion
Face + neck // 3 pumps (3 ml)
Red Vine Serum
Face + neck // 1 full dropper

Cabine Exclusive Bonus

Combine the Gentle Foaming Gel with the Oligo Activating Lotion to create a foam.

Optimize the time of the treatment by rinsing the Gentle Cream Scrub with the Fruit Exfoliating Lotion.

Activate the Enzyme Peel directly with the Oligo Activating Lotion.

Step 02

Exfoliating Treatment — 12 min

Gentle Cream Scrub
Face + neck // 1 noisette (8 ml)
Fruit Exfoliation Lotion
Face + neck // (5 ml)
Oligo Activating Lotion
Face + neck // 5 pumps (15 ml)
Natural Toning Lotion
Face + neck // 3 pumps (3 ml)
Hyaluronic Acid Aqua Serum
Face + neck // 1 full dropper

Step 04

Final treatment — 3 min

1. Serum

C+ Serum
Face + neck // 1 full dropper

2. Eye Contour

Hydra-Active Eye Contour Gel
Eye contour // 1 pump (1 ml)

3. Finishing Skin Perfector

Signature Cream
Face + neck // (4 ml)

T.I.
GENTLEMAN
ALL IN ONE

Gentleman Treatment — 40 min — thick and irritated skin.

This treatment is designed specifically for men. It is quick, efficient and refreshing.

Goal : to achieve healthy looking, supple skin.



Step 01

Surface Treatment

1. Clean face — 5 min

Alpine Pink Cleansing Foaming Lotion

Face + neck // 5 pumps (5 ml)

Enzyme Peel

Face + neck // 5 pumps (15 ml)

Wild Pansy Purifying Facial Gel

Face + neck // 3 pumps (3 ml)

2. EXFOLIATE — 5 min

Gentle Foaming Gel

Face + neck // 5 pumps (5ml)

Oligo Activating Lotion

Face+neck // 5 pumps (15ml)

3. DETOXIFY — 5 min

Botanical Charcoal Mask

Face + neck // (8 ml)

Oligo Activating Lotion

Face + neck // 5 pumps (15 ml)

Wild Pansy Purifying Facial Gel

Face + neck // 3 pumps (3ml)

Cabine Exclusive Bonus

Combine the Gentle Foaming Gel with the Oligo Activating Lotion to achieve a dense mousse texture.

To simultaneously treat and relax, massage with the Wild Pansy Purifying Facial Gel.

Step 02

In-depth treatment

1. Activator — 2 min

Red Vine Serum

Face + neck // 1 full dropper

2. Myo -Massage — 11 min

Wild Pansy Purifying Facial Gel

Face + neck // 6 pumps (6 ml)

3. Tweak-Mask — 10 min

Expert Face & Neck Patch Mask

Face + neck // 2 pieces

Aqua Relax Eye

Eyes // 3 pumps (5ml)

Step 03

Final treatment

1. Serum

X

2. Contour — 1 min

Hydra-Active Eye Contour Gel

Eye contour // 1 pump (1 ml)

3. Finishing Skin Perfector — 1 min

Signature Cream

Face + neck // (4 ml)

T.I.

50 BEAUTY STARS

RENEWING & RESURFACING

Renewing Treatment — 45 min — skin with irregularities and hyperpigmentation. The “Surface Treatment” step in this treatment is strengthened and reinforced with intense resurfacing actions.

Goal : to achieve bright luminous skin with uniform tone and reduce the appearance of pores.



Step 01

Surface Treatment

1. Remove makeup — 5 min

Waterproof Eye Makeup Remover + Aqua Relax

Eye Care + Water for eyes and eyebrows

Eyes & eyebrows // 3 pumps + 3 pumps
(5ml + 5ml + running water)

PrimPink Makeup Remover Oil

Face + neck // 5 pumps (8 ml)

Oligo Activating Lotion

Face + neck // 5 pumps (15 ml)

Natural Toning Lotion

Face + neck // 3 pumps (3 ml)

2. EXFOLIATE — 7 min

Fruit Exfoliating Lotion

Face + neck // (5 ml)

Fruit Peeling Cream

Face + neck // (8 ml)

Enzyme Peel

Face + neck // (5 g)

Oligo Activating Lotion

10 pumps // (30 ml)

Natural Toning Lotion

Face + neck // 3 pumps (3 ml)

3. DETOXIFY — 8 min

Botanical Charcoal Mask

Face + neck // (8 ml)

Oligo Activating Lotion // 5 pumps (15 ml)

Natural Toning Lotion

Face + neck // 3 pumps (3 ml)

Step 02

In-depth treatment

1. Activator — 2 min

Red Vine Serum

Face + neck // 1 full dropper

2. Myo-Massage — 10 min

Nourishing Vitamin Serum

Face + neck // 3 full droppers

3. Tweak-Mask — 10 min

Vitamin C Soupl'Ex Mask

Face + neck // 40 g + 70ml water

Step 03

Final treatment

1. Serum — 1 min

C+ Serum

Face + neck // 1 full dropper

2. Eye Contour — 1 min

Hydra-Active Eye Contour Gel

Eye contour // 1 pump (1 ml)

3. Finishing Skin Perfector — 1 min

Signature Cream

Face + neck // (4 ml)

Cabine Exclusive Bonus

Apply Gentle Foaming Gel blended with Oligo Activating Lotion to complete detoxifying step. Layer cosmetic products with an acid base and allow them to penetrate the skin for 5-10 min depending on the skin type (5 for normal skin, 10 for thicker skin).

Option to add steam to the Enzyme Peel.

Possible to treat the hands at the same time.

Treatments Institute

T.I.

HOT & COLD

THERMAL ACTIVATOR

Stimulating Treatment — 45 min — dull, sagging skin.

This hot-and-cold sensory optimization regimen has an incredible effect on the skin.

Goal : to achieve refreshed skin, while enhancing hydration and skin firming actions.



Step 01

Surface Treatment

1. Remove makeup — 5 min

Eyes and Lips Makeup Removing Gel+

Aqua Relax Eye Care + water

Eyes and eyebrows // 3 pumps + 3 pumps

(5ml + 5ml + running water)

Edelweiss Milk Cleanser

Face + neck // 5 pumps (10 ml)

Oligo Activating Lotion

Face + neck // 5 pumps (15 ml)

Natural Tonic Lotion

Face + neck // 3 pumps (3 ml)

2. EXFOLIATE — 7 min

Fruit Peeling Cream

Face + neck // (15 ml)

Oligo Activating Lotion

Face + neck // 5 pumps (8 ml)

Natural Toning Lotion

Face + neck // 3 pumps (3 ml)

3. DETOXIFY — 8 min

Self Warming Mask

Face + neck // 1 noisette (8 ml)

Oligo Activating Lotion

Face + neck // 5 pumps (15 ml)

Cabine Exclusive Bonus

Apply Gentle Foaming Gel blended with Oligo Activating Lotion to complete detoxifying step.

To heighten the heating sensation of the treatment, place the following products in a hot cabi (Do not go over 104 F): Edelweiss Milk Cleanser, Nourishing Vitamin Serum, and Massage Balm.

To intensify the cool sensation, place the Makeup Removal Gel, the Fruit Peeling Cream, the Oligo Activating Lotion and the Cryo-Active Mask Lotion in the refrigerator.

If the skin is too reactive, apply Botanical Charcoal Mask instead of Self Warming Mask

Step 02

In-depth treatment

1. Activator — 2 min

Nourishing Vitamin Serum

Face + neck // 1 full dropper

2. Myo -Massage — 10 min

Face Massage Balm

Face + neck // (15 ml)

3. Tweak-Mask — 10 min

Cryo-Active Mask

Face + neck // 25 g of powder + 100 ml of gel lotion

Oligo Activating Lotion

Rinsing // 5 pumps (15 ml)

Step 03

Final treatment

1. Serum — 1 min

Red Vine Serum

Face + neck // 1 full dropper

2. Eye Contour — 1 min

Hydra-Active Eye Contour Gel

Eye contour // 1 pump (1 ml)

3. Finishing Skin Perfector — 1 min

Signature Cream

Face + neck // 1 noisette (4 ml)

T.I.
BEAUTYSTAT
SEBUM REGULATOR

Oily Skin Treatment — 45 min — oily and combination skin

The products used in this treatment gently purify the skin and help restore its balance.

Goal : healthy and balanced skin.



Step 01

Surface Treatment

1. Remove makeup — 5 min

Eyes and Lips Makeup Removing Gel+

Aqua Relax Eye Care + water

Eyes and eyebrows // 3 pumps + 3 pumps
(5ml + 5ml + running water)

Alpine Pink Cleansing Foaming Lotion

Face + neck // 3 pumps (5 ml)

Oligo Activating Lotion

Face + neck // 5 pumps (15 ml)

Wild Pansy Purifying Facial Gel

Face + neck // 3 pumps (3 ml)

2. EXFOLIATE — 7 min

Fruit Exfoliating Lotion

Face + neck // (5 ml)

Oligo Activating Lotion

Face + neck // 5 pumps (15 ml)

Wild Pansy Purifying Facial Gel

Face + neck // 3 pumps (3 ml)

3. DETOXIFY — 8 min

Botanical Charcoal Mask

Face + neck // 1 noisette (3 ml)

Oligo Activating Lotion

Face + neck // 5 pumps (15 ml)

Wild Pansy Purifying Facial Gel

Face + neck // 3 pumps (3 ml)

Cabine Exclusive Bonus

Apply Gentle Foaming Gel blended with Oligo activating Lotion to complete detoxifying step. Extract excess sebum after applying steam to the face.

Depending on skin type, use the Sebo-Normalizing Mask or the Purifying Mud Mask, or mix both together. Soak a sheet mask with the Fruit Exfoliating Lotion and apply it on the cream mask. Remove the cream mask with the other side of the sheet mask.

Apply gentle pressure during the treatment application. Rinse the mask off with the Gentle Foaming Gel.

Step 02

In-depth treatment

1. Activator — 2 min

Sebum Normalizing Serum

Face + neck // 1 full dropper

2. Myo-Massage

X

3. Tweak-Mask — 15 min

Sebum Normalizing Mask

Face + neck // 1 noisette (8 ml)

Fruit Exfoliating Lotion

Face + neck // (5 ml)

Oligo Activating Lotion

Rinse // 5 pumps (15 ml)

Step 03

Final treatment

1. Serum — 1 min

Sebum Normalizing Serum

Face + neck // 1 full dropper

2. Eye Contour — 1 min

Hydra-Active Eye Contour Gel

Eye contour // 1 pump (1 ml)

3. Finishing Skin Perfector — 1 min

Signature Cream

Face + neck // (4 ml)

T.I.

PEAUSSASSIONNELLE

ILLUMINATING RADIANCE LIFT

Instant Radiance Boost Treatment — 45 min — dull skin

This treatment gives a tired and dull complexion a breath of fresh air. The skin is instantly revitalised and lifted. Highly suggested after a long day of work, before going to an important event.

Goal : to achieve a rested look, combined with a “mini-lift” sensation.



Step 01

Surface treatment

1. Remove makeup — 5 min

Waterproof Eye Makeup Remover + Aqua Relax

Eye Care + Water for eyes and eyebrows

Eyes & eyebrows // 3 pumps + 3 pumps

(5 ml + 5 ml + running water)

PrimPink Makeup Removing Oil

Face + neck // 5 pumps (8 ml)

Fruit Exfoliating Lotion

Face + neck // (5 ml)

2. EXFOLIATE — 5 min

Fruit Peeling Cream

Face + neck // 1 noisette (8 ml)

Exfoliating Fruit Lotion

Face + neck // (5 ml)

3. DETOXIFY — 5 min

Botanical Charcoal Mask

Face + neck // 1 noisette (8 ml)

Fruit Exfoliating Lotion

Face + neck // (5 ml)

Cabine Exclusive Bonus

Apply Gentle Foaming Gel blended with Oligo Activating Lotion to complete detoxifying step.

The Exfoliating Fruit Lotion can be used as a “rinsing product” as well as a lotion to optimize the brightening effect of the treatment.

If the Lotion is too exfoliated, use Natural

Toning Lotion

Massage with two aqueous serums.

Step 02

In-depth treatment

1. Activator — 2 min

Serum C+

Face + neck // 1 full dropper

2. Tweak-Mask — 20 min

Matricol Thé Vert

Face + neck // 1 piece

Oligo Activating Lotion

imbibition masque + Rinse //

5 pumps (15 ml)

3. Myo-Massage — 6 min

Serum Acacia + Serum Aqua-H.A.

Face + neck // 2 full droppers

Step 03

Final treatment

1. Serum

X

2. Eye Contour — 1 min

Hydra-Active Eye Contour Gel

Eye contour // 1 pump (1 ml)

3. Finishing Skin Perfector — 1 min

Signature Cream

Face + neck // (4 ml)

Treatments Institute

T.I.


ALPINE

DERMO-PROTECTEUR

Treatment for Dry Skin — 60 min — very dry or damaged skin

The successive applications of products and textures with rich active ingredients protects and reinforces the skin.

Goal : to achieve supple and soft nourished skin.



Made in Switzerland

Step 01

Surface treatment

1. Remove makeup — 5 min

Eyes and Lips Makeup Removing Gel+

Aqua Relax Eye Care + water

Eyes & eyebrows // 5 pumps + 5 pumps

(5 ml + 5 ml + running water)

PrimPink Makeup Removing Oil

Face + neck // 5 pumps (8 ml)

Oligo Activating Lotion

Face + neck // 5 pumps (15 ml)

Natural Toning Lotion

Face + neck // 3 pumps (3 ml)

2. EXFOLIATE — 7 min

Botanical Extracts Enzyme Peel

Face + neck // 1 noisette (8 ml)

Oligo Activating Lotion

Face + neck // 5 pumps (15 ml)

Natural Toning Lotion

Face + neck // 3 pumps (3 ml)

3. DETOXIFY — 8 min

Botanical Charcoal Mask

Face + neck // 1 noisette (8 ml)

Oligo Activating Lotion

Face + neck // 5 pumps (15 ml)

Natural Toning Lotion

Face + neck // 3 pumps (3 ml)

Cabine Exclusive Bonus

Pour optimiser l'étape détoxification, appliquer le Gentle Foaming Gel monté en mousse avec la Lotion Oligo pour une sensation intense de nettoyage approfondi de la peau.

Application d'une gaze sur le Rich Comfort Mask, avant l'application du Exothermic Mask.

Possibilité de traiter le décolleté également > ajuster les quantités de produits.

Step 02

In-depth treatment

1. Activator — 2 min

Nourishing Vitamin Serum

Face + neck + mains // 1 full dropper

2. Myo -Massage — 15 min

Face Massage Balm

Face + neck // 1 noix (15 ml)

3. Tweak-Mask — 15 min

Rich Comfort Mask

Face + neck // 1 noix (15 ml)

Exothermic Mask

Face + neck // 1 packet (220 g + 60 ml water)

Oligo Activating Lotion

Rinse // 5 pumps (15 ml)

Step 03

Final treatment

1. Serum — 1 min

Nourishing Vitamin Serum

Face + neck // 1 full dropper

2. Eye Contour — 1 min

Hydra-Active Eye Contour Gel

Eye contour // 1 pump (1 ml)

3. Finishing Skin Perfector — 1 min

Signature Cream

Face + neck // (4 ml)

T.I.

WELLNESS

SENSORY YOGA FOR THE SKIN

Myo-Relaxing Treatment — 60 min — stressed and sensitive skin

Thanks to the slow and penetrating application of various textures and natural scents, this treatment truly permits the body to relax and release stress.

Goal : to achieve relaxed, smoothed and supple skin.



Step 01

Surface Treatment

1. Remove makeup — 5 min

Waterproof Eye Makeup Remover + Aqua Relax

Eye Care + Water for eyes and eyebrows

Eyes & eyebrows // 3 pumps + 3 pumps

(5 ml + 5 ml + running water)

Edelweiss Makeup Removing Milk

Face + neck // 5 pumps (10 ml)

Oligo Activating Lotion

Face + neck // 5 pumps (15 ml)

Natural Toning Lotion

Face + neck // 3 pumps (3 ml)

2. EXFOLIATE — 7 min

Gentle Cream Scrub

Face + neck // (8 ml)

3. DETOXIFY — 8 min

Botanical Charcoal Mask

Face + neck // 1 noisette (8 ml)

Oligo Activating Lotion

Face + neck // 5 pumps (15 ml)

Natural Toning Lotion

Face + neck // 3 pumps (3 ml)

Cabine Exclusive Bonus

Apply Gentle Foaming Gel blended with Oligo Activating Lotion to complete detoxifying step.

Apply slow, deep pressure on the shoulders and arms using the Nourishing Vitamin Serum and emphasize relaxation while applying the mask. Heighten the cocooning sensation of the treatment by warming the products in a hot cabi.

Mix the Face Massage Balm with the Soothing Mask and perform the massage while applying the mask.

Step 02

In-depth treatment

1. Activator — 2 min

Fig Milk Serum

Face + neck // 1 full dropper

2. Myo -Massage — 15 min

Face Massage Balm

Face + neck // 1 noix (15 ml)

3. Tweak-Mask — 15 min

Soothing Mask

Face + neck // 1 noix (15 ml)

Oligo Activating Lotion

Rinse // 5 pumps (15 ml)

Step 03

Final treatment

1. Serum — 1 min

Royal Jelly Serum

Face + neck // 1 full dropper

2. Eye Contour — 1 min

Hydra-Active Eye Contour Gel

Eye contour // 1 pump (1 ml)

3. Finishing Skin Perfector — 1 min

Alpine Comfort Cream

Face + neck // (4 ml)

T.I.

QUEEN FOR 1 DAY

ABSOLUTE DOUBLE-HYDRATION

Hydration Treatment — 60 min — dehydrated skin

This treatment provides nutritive hydration that creates supple elasticity in the skin and rids it of fine lines and roughness.

Goal : to diminish dehydrated fine lines and increase suppleness to the skin, making it soft and bright.



Step 01

Surface Treatment

1. Remove makeup — 5 min

Eyes and Lips Makeup Removing Gel+

Aqua Relax Eye Care + water

Eyes & eyebrows // 3 pumps + 3 pumps

(5 ml + 5 ml + running water)

Edelweiss Makeup Removing Milk

Face + neck // 5 pumps (10 ml)

Oligo Activating Lotion

Face + neck // 5 pumps (15 ml)

Natural Toning Lotion

Face + neck // 3 pumps (3 ml)

2. EXFOLIATE — 7 min

Gentle Cream Scrub

Face + neck // 1 noisette (8 ml)

Oligo Activating Lotion

Face + neck // 5 pumps (15 ml)

Natural Toning Lotion

Face + neck // 3 pumps (3 ml)

3. DETOXIFY — 8 min

Botanical Charcoal Mask

Face + neck // (8 ml)

Oligo Activating Lotion

Face + neck // 5 pumps (15 ml)

Natural Toning Lotion

Face + neck // 3 pumps (3 ml)

Cabine Exclusive Bonus

Apply Gentle Foaming Gel blended with Oligo Activating Lotion to complete detoxifying step.

Apply the Absolute Hydration Mask on the hands.

Layer the two masks to enhance the hydrating action of the active ingredients.

Step 02

In-depth treatment

1. Activator — 2 min

Perfect Glow Serum + Pink Oil Serum

Face + neck // 2 full droppers

2. Myo-Massage — 15 min

Macadamia Mask

Face + neck // 1 noix (15 ml)

3. Tweak-Mask — 15 min

Absolute Hydration Mask

Face + neck // 1 noix (15 ml)

Exothermic Mask

Face + neck // 1 packet (220 g + 60 ml d'eau)

Oligo Activating Lotion

Rinse // 5 pumps (15 ml)

Step 03

Final treatment

1. Serum — 1 min

Royal Jelly Serum

Face + neck // 1 full dropper

2. Contour — 1 min

Hydra-Active Eye Contour Gel

Eye contour // 1 pump (1 ml)

3. Finishing Skin Perfector — 1 min

Alpine Comfort Cream

Face + neck // (4 ml)

T.I.
TUTTI-FRUITY
VITAMIN EXPLOSION

Revitalizing Treatment — 60 min — skin lacking vitality

This treatment will awaken your senses with its vitamin-packed active ingredients, leaving the skin looking bright and healthy.

Goal : to achieve radiant, bright, and supple skin.



Step 01

Surface Treatment

1. Remove makeup — 5 min

Eyes and Lips Makeup Removing Gel + Aqua
Relax Eye Care + Water for eyes and eyebrows
Eyes & eyebrows // 3 pumps + 3 pumps
(5 ml + 5 ml + running water)
Alpine Pink Cleansing Foaming Lotion
Face + neck // 3 pumps (5 ml)
Oligo Activating Lotion
Face + neck // 5 pumps (15 ml)
Wild Pansy Purifying Facial Gel
Face + neck // 3 pumps (3 ml)

2. EXFOLIATE — 7 min

Exfoliating Apricot Scrub
Face + neck // 1 noisette (8 ml)
Apricot Gel
Face + neck // 3 pumps (5 ml)
Oligo Activating Lotion
Face + neck // 5 pumps (15 ml)
Wild Pansy Purifying Facial Gel
Face + neck // 3 pumps (3 ml)

3. DETOXIFY — 8 min

Botanical Charcoal Mask
Face + neck // 1 noisette (8 ml)
Oligo Activating Lotion
Face + neck // 5 pumps (15 ml)
Wild Pansy Purifying Facial Gel
Face + neck // 3 pumps (3 ml)

Cabine Exclusive Bonus

Apply Gentle Foaming Gel blended with Oligo Activating Lotion to complete detoxifying step.

Choose between the Red Berries Soupl'Ex Mask and the Blueberry Soupl'Ex Mask.

Remove the Exfoliating Apricot Scrub with the Apricot Gel.

Apply the Fruit Mask on the décolleté and the hands.

Step 02

In-depth treatment

1. Activator — 2 min

Fig Milk Serum
Face + neck // 1 full dropper

2. Myo -Massage — 15 min

Gel Eye contour Hydra-Activ
Eye contour // 1 pump (1 ml)
Velvet Cream
Face + neck // 1 noix (15 ml)

3. Tweak-Mask — 15 min

Fruit Mask
Neck + décolleté // (30 ml)
Red Berries Soupl'Ex Mask
Face + neck // 50 g + 70ml d'eau
Oligo Activating Lotion
Rinse // 5 pumps (15 ml)

Step 03

Final treatment

1. Serum — 1 min

Fig Milk Serum
Face + neck // 1 full dropper

2. Contour

X

3. Finishing Skin Perfector — 1 min

Signature Cream
Face + neck // 1 noisette (4 ml)

Treatments Institute

T.I.

MULTI-LAYER

NUTRITIVE SKIN BOOSTER

Comfort Treatment — 60 min — dry skin

Combining, Layering, and strengthening the power of cosmetics on the skin.

Goal : to achieve supple and balanced skin, nourished instantly and durably.



Made in Switzerland

Step 01

Surface Treatment

1. Remove makeup — 5 min

Eyes and Lips Makeup Removing Gel + Aqua
Relax Eye Care + Water for eyes and eyebrows
Eyes & eyebrows // 3 pumps + 3 pumps
(5 ml + 5 ml + running water)
Edelweiss Makeup Removing Milk
Face + neck // 5 pumps (10 ml)
Gentle Foaming Gel
Face + neck // 3 pumps (5 ml)
Oligo Activating Lotion
Face + neck // 5 pumps (15 ml)
Natural Toning Lotion
Face + neck // 3 pumps (3 ml)

2. EXFOLIATE — 7 min

Gentle Cream Scrub
Face + neck // 1 noisette (8 ml)
Fruit Exfoliating Lotion
Face + neck // 3 pumps (5 ml)

3. DETOXIFY — 8 min

Botanical Charcoal Mask
Face + neck // (8 ml)
Oligo Activating Lotion
Rinse // 5 pumps (15 ml)
Natural Toning Lotion
Face + neck // 3 pumps (3 ml)

Cabine Exclusive Bonus

The activators / serums can be combined or applied zone by zone.

The layering of many products by limiting the rinsing of the skin.

Layer the Collagen Sheet Mask with a Soupl'ex mask of your choice.

Apply the Clarifying Mask underneath the Collagen Sheet Mask.

Apply the masks before the massage to preserve the active ingredients

Step 02

In-depth treatment

1. Activator — 2 min

Pack Serums
Face + neck // 1 full dropper

2. Tweak-Mask — 15 min

Matricol Pure White
Face + neck // 1 piece
Olive Soupl'ex Mask
Face + neck // 30 g + 70ml d'eau
Oligo Activating Lotion
imbibition masque + Rinse // 5 pumps (15 ml)

3. Myo-Massage — 15 min

Nourishing Vitamin Serum
Face + neck // 1 full dropper
Velvet Cream
Face + neck // (15 ml)

Step 03

Final treatment

1. Serum — 1 min

Pack Serums
Face + neck // 1 full dropper

2. Eye Contour — 1 min

Hydra-Active Eye Contour Gel
Eye contour // 1 pump (1 ml)

3. Finishing Skin Perfector — 1 min

Alpine Comfort Cream
Face + neck // 1 noisette (4 ml)

Treatments Institute

T.I. MULTI-ZONE SKIN-TARGETING TREATMENT

Treatment for all skin types — 60 min — all skin types

Beauty treatment by skin zone. Each part of the face and neck is treated differently, according to its needs, its particular issues, and its thickness.

Goal : a fully personalized beauty treatment.



Made in Switzerland

Step 01

Surface Treatment

1. Remove makeup — 5 min

Eyes and Lips Makeup Removing Gel
+ Aqua Relax Eye Care + Water for eyes and eyebrows

3 pumps + 3 pumps
(5 ml + 5 ml + running water)

Alpine Pink Cleansing Foaming Lotion

Face + neck // 3 pumps (5 ml)

Oligo Activating Lotion

Face + neck // 5 pumps (15 ml)

Wild Pansy Purifying Facial Gel

Face + neck // 3 pumps (3 ml)

2. EXFOLIATE — 7 min

Exfoliating Apricot Scrub

Face + neck // 1 noisette (8 ml)

Apricot Gel

Face + neck // 3 pumps (5 ml)

Botanical Extracts Enzyme Peel

Face + neck // 1 noisette (8 ml)

Oligo Activating Lotion

Face + neck // 5 pumps (15 ml)

Wild Pansy Purifying Facial Gel

Face + neck // 3 pumps (3 ml)

3. DETOXIFY — 8 min

Botanical Charcoal Mask

Face + neck // 1 noisette (8 ml)

Oligo Activating Lotion

Face + neck // 5 pumps (15 ml)

Wild Pansy Purifying Facial Gel

Face + neck // 3 pumps (3 ml)

Cabine Exclusive Bonus

Apply Gentle Foaming Gel blended with Oligo Activating Lotion to complete detoxifying step.

The activators / serums can be combined zone by zone.

Start by massaging the eye contour area and then proceed to the rest of the face and neck.

Select the lotion based on the skin type with the possibility of using two different lotions.

Step 02

In-depth treatment

1. Activator — 2 min

Pack Serums

Face + neck // 1 full dropper

2. Myo -Massage — 15 min

Gel Eye contour

Eye contour // 1 pump (1 ml)

Velvet Cream

Face + neck // 1 noix (15 ml)

3. Tweak-Mask — 15 min

Masque Patch Expert Yeux

Eye contour // 2 pieces

Sebum Normalizing Mask

T Zone // (4 ml)

Regenerative Mask

Cheeks // (10 ml)

Marine Collagen Soupl'ex Mask

Neck // 30 g + 70 ml of water

Oligo Activating Lotion

Face + neck // 5 pumps (15 ml)

Step 03

Final treatment

1. Serum — 1 min

Pack Serums

1 full dropper

2. Eye Contour — 1 min

Hydra-Active Eye Contour Gel

1 pump (1 ml)

3. Finishing Skin Perfector — 1 min

Signature Cream

Face + neck // (4 ml)

5. Professional products for the Face

CABINE EXCLUSIVE
PROFESSIONAL



Made in Switzerland



Face Mapping with our Professional Cabine Exclusive Products

1. Eye Makeup Remover

- Waterproof Eye Makeup Remover
- Eyes and Lip Jelly Makeup Remover
- Aqua Relax Eye Care

2. Face Cleansers

- Alpine Pink Cleansing Foaming Lotion
- Gentle Foaming Gel
- Apricot Gel
- Edelweiss Makeup Removing Milk
- PrimPink Makeup Removing Oil

3. Face Lotions

- Wild Pansy Purifying Facial Gel
- Natural Toning Lotion
- Oligo Lotion
- Fruits Exfoliating Lotion

4. Face Scrubs

- Apricot Botanical Scrub
- Gentle Cream Scrub
- Enzymatic Peeling
- Enzyme Peel with Botanical Extracts
- Fruits Peeling Cream

5. Serums

- Sebum Normalizing Serum
- Fig Milk Serum
- Aqua Hyaluronic Acid Serum
- Royal Jelly Serum
- C+ Serum
- Red Vine Serum
- Ylang Ylang Serum
- Acacia Serum
- Perfect Glow Serum
- Vitamin Nourishing Serum

Face Mapping with our Professional Cabine Exclusive Products

6. Face Massage Creams

- Face
- Massage Cream – Velvet
- Massage Balm

8. Technical Face Masks

- Eye Patch Mask
- Face and Neck Patch Mask
- Collagen Moisturizing Sheet Mask
- Antioxidant Green Tea Sheet Mask
- Red Fruit Soupl'Ex Mask
- Blueberry Soupl'Ex Mask
- Pinkmary and Lavender Soupl'Ex Mask
- Vitamin C Soupl'Ex Mask
- Olive Soupl'Ex Mask
- Marine Collagen Soupl'Ex Mask
- Cryo-Active Mask
- Peel-Off Mask
- Botanical Sheet Mask
- Exo-Thermic Mask

7. Face Masks

- Botanical Charcoal Mask
- Sebum Normalizing Mask
- Purifying Mud Mask
- Fruit Mask
- Absolute Hydration Mask
- Biden Pilosa Radiance Mask
- Gentle Action Mask
- Macadamia Mask
- Renewing Mask
- Rich Comfort Mask
- Self-Warming Mask with Grape Seed

9. Face and Eye Creams

- Hydra-Active Eye Contour Gel
- Cabine Exclusive Signature Cream
- Alpine Comfort Cream

Eye Makeup Remover

REMOVER

Eye Makeup



WATERPROOF EYE MAKEUP REMOVER

Size :

500 ml
Approximately 100
treatments

Texture :

Fluid

Color :

Violet-Blue

Product Code :

377106



EYES AND LIPS GELLY MAKEUP REMOVER

Size :

500 ml
Approximately 100
treatments

Texture :

Gel

Color :

Translucid

Product Code :

377094



AQUA RELAX EYE CARE

Size :

500 ml
Approximately 100
treatments

Texture :

Fluid

Color :

Green-Blue

Product Code :

377117

WATERPROOF

Eye Makeup Remover

Made from two types of flowers : the Pink and the blueberry, and with added Aloe Vera, the Waterproof Eye Makeup Remover effortlessly removes all traces of makeup without pulling the skin, leaving the skin feeling fresh and comfortable.

1. Ingredients

PINK

Extracted from its petals, Pink water has a light fresh scent and contains softening properties that are very refreshing.

BLUEBERRY

This delicately scented flower is known for its toning, softening and anti-wrinkle properties. Softening and soothing.

ALOE VERA

Incredibly rich in vitamins A,B,C,E, minerals, enzymes and essential amino acids, Aloe Vera is known for its skin nourishing properties. It acts on wrinkles and fine lines.

2. How to Use

Soak cotton pads with the Waterproof Eye Makeup Remover and lightly apply on the lashes and eyelids.

Possibility to combine this product with the Aqua Relax Eye Care to amplify the cleansing effect.

3. Advice /Precautions

This gentle lotion doesn't irritate the skin or the eyes and can be used to perfect the cleansing step of the lashes after eyelash tinting.

*Keep away from heat

REFRESHING
AND
LUSCIOUS

EYES AND LIPS

Jelly Makeup Remover

The texture of this makeup remover is ultra refreshing and soothing to the skin. It effectively and quickly removes makeup with its jellified texture that is specifically formulated for the eyes and the lips. Its texture helps reduce the friction of the cotton pads on the eyes and lips so that the skin is no longer subject to unnecessary pulling.

Suitable for sensitive eyes.

1. Ingredients

ALPINE PINK EXTRACT

Protects the skin from oxidative stress.

EDELWEISS EXTRACT

Rich in antioxidants, it possesses powerful anti-aging actives.

COMPLEX OF 3 UNIQUE PLANTS FROM THE FOREST

Cetraria islandica, Sphagnum magellanicum, Polypodium vulgare. These plants have moisturizing and protective properties which help in limiting the loss of water in the skin.

OLIGOSACCHARIDE

Provides protection and bio stimulation of the skin's natural defenses. It rebalances, maintains and stimulates the ecosystem of the skin, acting as the first barrier of defense against external aggressors.

2. How to Use

Delicately remove makeup from the eyes and lips with a cotton pad. No need to rinse.

Apply systematically when a client is wearing lipstick.

Can also be used to remove makeup from the face.

3. Advice /Precautions

You can humidify the cotton pads before adding the gel and it may also be used to perfect the removal of makeup without any transfer of product.

Do not heat the product.

*the superior layers of the epidermis

*Keep away from heat

AQUA RELAX

EYE Care

The Aqua Relax Eye Care formula respects the integrity of the delicate eye contour and instantly soothes and relaxes this area. It reduces fatigue, calms and softens the skin. It may also be used as an addition to the eye makeup removal, to perfect the cleansing, leaving the skin feeling comfortable and soft

1. Ingredients

MALLOW EXTRACT

This perennial plant is used in cosmetics for its powerful softening and moisturizing effect. It decongests and softens fine and easily irritated skin.

ORGANIC CAMOMILE HYDROLAT

Camomile essence is known for its anti-inflammatory, soothing and healing properties.

BLUEBERRY HYDROLAT

The blueberry flower possesses a soft and delicate perfume and is known for its toning, softening and anti-wrinkle properties. Blueberry water stimulates the skin while providing a calming effect.

2. How to Use

- a. Soak cotton pads with lotion and place them on the contours of the eyes. Let them act for ten minutes while applying a face mask, or during another type of beauty treatment.
- b. Soak cotton pads with lotion as well as with the Waterproof Makeup Remover to amplify the cleansing action.

3. Advice /Precautions

Keep in a cool area for an added decongestant effect. It may also be used to perfect the removal of eye makeup during a face treatment or to calm the tingling effects after dyeing the eye lashes.
No rinsing required.

*Keep away from heat

Face Cleansers

FACE Cleansers



ALPINE PINK CLEANSING FOAMING LOTION

Size :

150 ml

Approximately 30
treatments

Texture :

Foaming lotion

Color :

Translucid

Skin type :

All skin types

Product Code :

377044



GENTLE FOAMING GEL

Size :

500 ml

Approximately 100
treatments

Texture :

A non-greasy gel

Color :

Translucid

Skin type :

All skin types

Product Code :

377104



APRICOT GEL

Size :

500 ml

Approximately 100
treatments

Texture :

Fluid gel

Color :

Light orange

Skin type :

All skin types

Product Code :

377330

DELICATE
CHANTILLY

ALPINE PINK

Cleansing Foaming Lotion

This cleansing cream mousse gently cleanses and removes makeup and all types of impurities from the skin. Its original texture is soap-free, delicate and unctuous, and can be rinsed with water. It softens the skin while respecting its hydrolipidic film.

1. Ingredients

OLIGO GLUCAN

This bio-nutritive active promotes the development of protective flora and inhibits the proliferation of pathogenic flora all while protecting the skin's ecosystem.

ALPINE PINK

Regenerative and revitalizing, with smoothing properties.

EDELWEISS

Rich in antioxidants, it is a powerful anti-aging active.

2. How to Use

1. Pump 2 to 3 doses onto hands
2. To remove makeup, apply on dry skin first and follow with a gentle face massage in circular motions.
3. To clean, moisten fingers and emulsify in circular motions.
4. Rinse thoroughly with water, then apply a lotion adapted to the skin type.

3. Advice /Precautions

To make the texture more slippery, add a touch of water.

Ideal for use post cleansing milk and before a beauty care treatment for men.

Avoid the eye area.

May be used to perfect the removal of makeup by subsequently applying the Gentle Foaming Gel.

*Keep away from heat

Fresh and
Smooth

GENTLE FOAMING Gel Doux

This Gentle Gel with creamy foam and a fresh and invigorating fragrance, removes all traces of makeup, cleans the face and gently removes impurities while respecting the epidermis. Perfectly clean, the skin “Breathes” and the pores are cleaned, leaving the complexion looking radiant and refreshed. Without soap

1. Ingredients

ORANGE EXTRACT

With vitamins P and C, the orange extract stimulates the skin's natural defenses.

MARSHMALLOW

Rich in carbohydrates and mucilage, marshmallow root is highly nourishing and hydrating. This perennial plant contains properties that hydrate* and soften sensitive, easily irritated or dehydrated skin

ALOE VERA

This tropical plant with long thick leaves contains a high content of vitamins A, B, C, E, minerals, enzymes and essential amino acids. It is known for its highly nourishing skin properties.

2. How to Use

Moisten the hands, face and neck, and apply a hazelnut size amount of product on the tip of the fingers, on to the face, neck and décolleté.

Lather on the face with circular ascending motions.

Rinse thoroughly with clear water to reveal purified and fresh skin.

3. Advice /Precautions

The Foaming Gel can be transformed and densified by using a foamer or by adding Oligo Lotion. Do not store the left over mixture. Suitable for use with rotating brushes and for cleaning the back.

Avoid contact with the eye area.

Avoid contact with the eyes.

*the superior layers of the epidermis

*Keep away from heat

APRICOT Gel

This gel promotes the balance of the hydrolipidic film and optimises the penetration of the actives applied following the treatment. It eliminates all left over residue from a mechanical or chemical scrub and can be used after a microdermabrasion. The Apricot Gel is ideal to use as a preparation for the application of a serum and a mask.

1. Ingredients

APRICOT EXTRACT

Its high content of vitamins A and B is what gives the Apricot Gel its nourishing and moisturizing* virtues as well as regenerative and softening properties. It is especially suitable for tired or dull skin.

HORSE CHESTNUT

Contains esculin, saponin and glucosides, giving it its soothing properties.

WITCH HAZEL

Anti-inflammatory and healing properties.

MOISTURIZING AGENT

This moisturizing base* is added to the previously mentioned plants, to balance and fix the water in the epidermis.

2. How to Use

Moisten the hands and apply the Apricot Gel to the face and neck. Work the product in circular stroking motions to eliminate all residue. Rinse with lukewarm water.

3. Advice /Precautions

This exclusive Cabine Exclusive product is used to facilitate the removal of scrubs and corundum grains following a microdermabrasion. Avoid the eye area.


Possibility to follow this treatment with the Gentle Foaming Gel

*the superior layers of the epidermis

*Keep away from heat

FACE

Cleansers



EDELEWEISS MAKEUP REMOVING MILK

Size :

500 ml

Approximately 30
treatments

Texture :

Milk

Color :

White

Skin type :

All skin types

Product Code :

377033



PRIMPINK MAKEUP REMOVING OIL

Size :

250 ml

Approximately 30
treatments

Texture :

Oil

Color :

Amber

Skin type :

All skin types

Product Code :

377034

EDELWEISS

Makeup Removing Milk

This cleanser is the ideal skincare partner and is as efficient as milk and as light as water. Its delicious milky texture melts onto the skin to dissolve makeup, leaving the skin cleansed, comfortable and soft without any greasy residue. Removes makeup, tones and hydrates* the skin.

1. Ingredients

VITAMINE B3

It helps to reinforce the corneum stratum, the superior layer of skin who has the crucial responsibility to inhibit trans-epidermal water loss. It helps create a better epidermal barrier, reducing irritations induced by external aggressors.

OLIGOSACCHARIDE

Supports the skin's natural defenses and bio-stimulation. It balances, maintains and stimulates the cutaneous Eco-flora (considered as the first defense barrier against external aggressors).

ALPINE PINK EXTRACT

Protects the skin against oxidative stress.

EDELWEISS EXTRACT

Rich in antioxidants, it has powerful anti-aging properties.

2. How to Use

Apply directly to cotton pad or directly on the fingertips and perform small ascending circles on the face, neck and décolleté.

Remove product with cotton pads, sponges or small humidified warm towels.

3. Advice /Precautions

Possibility to mix the Edelweiss Makeup Removing Milk with the Oligo Lotion. Use a foamer to create an emulsion with the mixture and then apply directly to the skin. Do not store the mixture after use. Finish with an application of lotion adapted to the skin type.

Avoid contact with the eyes. Possibility to perfect makeup by applying the Gentle Foaming Gel afterwards.

*the superior layers of the epidermis

*Keep away from heat

PRIMEPINK

Makeup Removing Oil

At the contact of water, this oil effectively removes makeup by transforming itself into a delicious milky emulsion. Engorged in primPink oil, it deeply removes all types of makeup and facial impurities, without leaving a greasy film. It instantly removes all impurities and the skin is left nourished and velvet smooth. It is efficient with all types of makeup (waterproof included).
It cleanses the face, nourishes and brings comfort to the skin.

1. Ingredients

SUNFLOWER OIL

Thanks to its high content in omega 6 fatty acids, in antioxidants, in vitamins E & F, sunflower oil is ideal for nourishing and softening the skin.

APRICOT OIL

Apricot oil has many properties: it regenerates and revitalizes, tones, softens, soothes and moisturizes the skin.

PRIMPINK OIL

It contains vitamins E and F which eliminate imperfections and wrinkles that form into dry skin. The natural oil regenerates the skin cells, stimulates circulation and revitalizes aged cells. It is used as a hydrating base to maintain the natural softness and suppleness of youthful skin.

2. How to Use

1. Massage directly onto a dry or humid face.
2. Add water to obtain a milky emulsion.
3. Rinse with lukewarm water.

3. Advice /Precautions

Apply with dry hands. You can also add a touch of water to make the texture glide easily on to the skin.

Avoid contact with the eyes.

You can also perfect the removal of makeup by subsequently applying the Gentle Foaming Gel.

*Keep away from heat

Face Lotions

FACE Lotions

WILD PANSY PURIFYING FACIAL GEL

Size :

500 ml
Approximately 50
treatments

Texture :

Milky gel,
Emulsifying texture

Color :

White

Skin types :

Mixed or oily

Product Code :

377035



NATURAL TONING LOTION

Size :

500 ml
Approximately 50
treatments

Texture :

Fluid lotion

Color :


Translucid

Skin types :

All skin types

Product Code :

377036



OLIGO LOTION

Size :

500 ml
Approximately 10
treatments

Texture :

Fluid lotion

Color :

Light Blue

Skin types :

All skin types

Product Code :

377324



FRUIT EXFOLIATING LOTION

Size :

250 ml
Approximately 50
treatments

Texture :

Fluid

Color :

Translucid

Skin types :

All skin types

Product Code :

377087



WILD PANSY

Purifying Facial Gel

PURE
AND
LIGHT

This gel lotion is soft on the skin and melts into it with an ultra-fresh feel. Its jellified texture transforms into water when it touches the skin. Its wild pansy extract soothes the skin. It treats and perfects the application of makeup without drying the skin and reduces the friction of the cotton on the skin. It mattifies the skin, leaving it feeling comfortable without leaving any greasy residue

1. Ingredients

RICE STARCH

It possesses mattifying and absorbing properties.

VITAMIN B3

It helps to reinforce the stratum corneum, the outer layer of skin that is responsible for inhibiting transepidermal water loss. It helps create a better epidermal layer against external irritants.

ZINC EXTRACT

Possesses antibacterial and mattifying virtues.

EPILOBE EXTRACT

Anti-irritant, anti-bacterial.

WILD PANSY EXTRACT

Cleansing and anti-irritant.

2. Use

Apply with a cotton or directly with the fingertips and gently wipe the face until absorbed. Dry with paper towels.

3. Advice / Precautions

Apply at the end of a treatment as a cream for oily skin or for men's skin.

Avoid contact with the eyes.

*Keep away from heat

NATURAL TONING

Lotion

SMOOTHING
AND
FRESH

This lotion is the last step into perfecting the removal of makeup and cleansing of the face. It leaves the face perfectly clean, toned, refreshed with minimized pores. It prepares the skin to receive treatments and its benefits. The skin is softer, fresh and regains its youthful appearance.

1. Ingredients

NATURAL SUGARS

These protect, maintain and rebalance the skin's ecosystem. It starts by stimulating the skin's first defense barrier by preventing the colonization of undesirable pathogenic bacteria.

SALICYLIC ACID

It smooths the skin, eliminates imperfections and clears up dark spots. Wrinkles and lines appear smoothed, the skin tone is more even and the texture is supple.

2. Use

Apply using cotton pads on the face and neck. Dry. Do not rinse.

3. Advice / Precautions

Take extra time applying on the wrinkles during the application of product.

Avoid contact with the eyes.

*Keep away from heat

OLIGO

Lotion

Active lotion comprised of a cocktail of oligo elements to better prepare the skin for receiving treatments and allowing a better penetration of active ingredients. It truly preserves a layer of hydration* on the skin and can be used as a perfecting lotion to cleanse the skin, to soak into the Matricol's™ Masks, and to rinse the cleansing products, scrubs and masks.

1. Ingredients

ZINC

Zinc is an oligo-element that helps the skin heal while also providing it with UV ray protection. It regulates the production of sebum and inhibits the protein 5-alpha reductase.

COPPER

Used for its skin balancing properties, copper plays a crucial role in the process of keratinization. It also possesses antibacterial properties.

2. How to Use

See next page for more information

3. Advice / Precautions

The Oligo lotion may replace the use of a substitute lotion to perfect the removal of makeup or cleansing of the skin. It is ionizable (+/-).

It can be added to any ionizable product to increase the intensity of the active's penetration.

It may also be added to all cream or gel textures to transform them with the use of a frother.

Avoid contact with the eyes when applying directly.

*the superior layers of the epidermis

*Keep away from heat

OLIGO

Lotion

1. How to Use

DURING RINSING

Soak the cotton pads or cloths with lotion and proceed with rinsing off the cosmetics (no water necessary).

2. Use

MATRICOL TM MASKS

Soak the Matricol TM Mask with Oligo Lotion with a sponge or brush. Re-soak the mask after 10 minutes.

3. Advice / Precautions

ULTRA-PEEL BELIZIA SPATULA

With the use of a brush, soak the skin with Oligo Lotion.

Keep the skin humidified throughout the treatment by using a soaked cotton pad.

UNIFIES AND
SMOOTHS

FRUIT

Exfoliating Lotion

Reveals a brighter and clearer complexion and acts on the texture of the skin. This hybrid formula eliminates all traces of pollution and impurities responsible for a tired and dull complexion, leaving the skin appear clear and fresh.
Adapted for all skin types.

1. Ingredients

LACTIC ACID

Surface exfoliant.
Clears and unifies the skin tone.
Fades dark spots.

SUGAR CANE, APPLE, ORANGE, BLUEBERRY AND LEMON EXTRACT

These components create a keratolytic action and stimulate the cellular renewal, leaving the skin more luminous than ever.

WILD PANSY EXTRACT

Has sanitizing and anti-irritation properties.

2. How to Use

As a lotion, apply produit after the removal of makeup with a cotton pad. Dry the face, do not rinse.

As a soft scrub, apply with a brush onto the face and neck, on dry skin.

3. Advice / Precautions

May be used as a lotion to perfect the removal of makeup or as a light peeling. If used as a peeling, leave product on face for 3 minutes before rinsing.

*Keep away from heat

Face Scrubs

FACE Scrubs



APRICOT VEGETAL EXFOLIANT

Size :

200 ml tube
Approximately 25
treatments

Texture :

Creamy with grains

Color :

Orange

Skin type :

All skin types

Product Code :

377325



CRÈME GOMMANTE DOUCE

Size :

200 ml jar
Approximately 25
treatments

Texture :

Creamy

Color :

White

Skin type :

All skin types

Product Code :

377086

FACE Scrubs



PEELING ENZYMATIQUE

Size :
50 g jar
Approximately 10
treatments
Texture :
Powder
Color :
White
Skin type :
All skin types
Product Code :
377219



ENYME PEEL WITH BOTANICAL EXTRACTS

Size :
200 ml tube
Approximately 25
treatments
Texture :
Creamy
Color :
White
Skin type :
All skin types
Product Code :
377037



CRÈME PEELING AUX FRUITS

Size :
200 ml tube
Approximately 25
treatments
Texture :
Creamy
Color :
Light pink
Skin type :
All skin types
Product Code :
377095

ABRASIVE
AND
DELICATE

APRICOT

Vegetal Exfoliant

Gentle mechanical exfoliation with a delicate and relaxing apricot scent. It gently exfoliates the skin thanks to the organic Pink hip grains and the natural apricot kernels. Enriched with a complex of the rich flora of Valais, its formula hydrates* the skin. The complexion is uniform, the skin is soft and radiant.

- Removes dead cells,
- Reveals a radiant complexion,
- Smooth the texture of the skin.

1. Ingredients

OILY MACERATE OF MILLEPERTUIS

Calming, smoothing, soothing.

EDELWEISS COMPLEX AND ALPINE PINK

Rich in antioxidants, it is a powerful anti-aging active. Regenerating and revitalizing, smoothing action on the skin.

ORGANIC PINK HIP GRAINS AND NATURAL APRICOT KERNELS

Gentle mechanical exfoliating action.

2. How to Use

Apply gently to cleansed skin previously moistened. Massage gently in ascending motions for 3 to 5 minutes.

Rinse.

3. Advice / Precautions

Rinse with gauze to capture all the small grains more easily, then use the Apricot Gel.

Avoid the eye area.

*the superior layers of the epidermis

*Keep away from heat

LIGHT
AND
CREAMY

GENTLE

Cream Scrub

True “professional scrub” with gentle and natural actives. The Gentle Cream Scrub is an excellent scrub that respects the skin’s balance and eliminates dead cells without aggression. The skin texture is born, the skin regains radiance, wrinkles are reduced.

1. Ingredients

RASPBERRY EXTRACTS

Thanks to its richness in vitamin E and antioxidants, raspberry remarkably prevents skin ageing.

RICE STARCH

Rich in vitamin E and essential fatty acids, rice is like tea, a powerful antioxidant! It maintains the skin’s hydrolipidic film and maintains its hydration.

APRICOT KERNEL OIL

Anti-aging and softening effect on all skin types.

2. How to Use

Apply by hand or brush, as a layer on the face and neck. Allow to dry and then exfoliate with smoothing movements while holding the tissues to cause the appearance of small debris which will carry with them the dead cells of the cutaneous surface. Then apply the Apricot Gel and rinse with warm gauze or warm fresh towels.

3. Advice / Precautions

The Gentle Cream Scrub can be applied on the contour of the lips and on the back hands.

Avoid the eye area.

*Keep away from heat

ENZYME Peel

This Enzyme Peel is an extremely active powder that is mixed with water to form a creamy paste that is applied as a mask. It is made up of natural enzymes allowing gentle exfoliating treatments.

1. Ingredients

PROTEOLYTIC ENZYMES

Stimulate skin renewal. Gentle exfoliant.

CAMOMILLA

Calming and healing properties. With the presence of salicylic acid, carbohydrate and biotin, the skin is soothed and softened.

MOISTURIZING AGENT

To these plants is added a moisturizing* base that balances the epidermis. Fixes the water in the epidermis. Maintains hydration*.

2. How to Use

Dilute a dose of powder (dosing spoon supplied with it) in a dose of water to obtain a homogeneous and supple paste. Apply the mask scrub to the skin with a brush or fingers. Leave on for 15 minutes and rinse the mask with warm water.

3. Advice / Precautions

Also recommended for sensitive and fragile skin, it deeply cleanses the skin and prepares it for further treatment. Can be combined with the warm vaporization step to activate enzymes.

Avoid the eye area.

*the superior layers of the epidermis

*Keep away from heat

DOUBLE
ACTIVITY

ENZYME

Peel with Botanical Extracts

It gently exfoliates, for a deep cleaning of the pores.

It promotes the elimination of dead cells on the skin surface for a more luminous and uniform complexion, leaving behind a feeling of softness and radiant skin.

1. Ingredients

GLYCOLIC ACID

Improves the texture and appearance of the skin by exfoliating, evens out and brightens the complexion. Firms and tones tissues. Hydration* and oxygenation of the stratum corneum.

CANE SUGAR, APPLE, ORANGE, BLUE-BERRY AND LEMON EXTRACT

Keratolytic action, stimulates cellular renewal and makes the skin more radiant.

BACILLUS SUBTILIS

Gently removes dead cells to reveal skin's radiance. Exfoliating and enzymatic action.

VITAMIN B3

It helps to strengthen the stratum corneum and contributes to a better epidermal barrier, reducing environmentally induced irritation.

2. How to Use

Apply a thin layer to dry skin on the face and neck by hand or with a brush. Leave on for 5 to 8 minutes. Rinse, dry and lotion with the product adapted to the skin type.

3. Advice / Precautions

After 5 minutes of exposure time, it is possible to moisten the peel with cold or hot mist.

Avoid the eye area.

*the superior layers of the epidermis

*Keep away from heat

ENZYME

Peel with Botanical Extracts

Fruits Peeling Cream is a resurfacing treatment that helps reveal rejuvenated skin in just 5 minutes. Its powerful concentration of glycolic acids and AHA provides optimal efficiency. This resurfacing treatment helps reduce the appearance of wrinkles, fine lines and pores. From the first use, the complexion is more luminous, the skin's surface is smoothed and its texture is born.

1. Ingredients

GLYCOLIC ACID

Improves skin texture and appearance through exfoliation.

Evens out and brightens the complexion.

Firms and tones tissues.

RASPBERRY EXTRACT

Rich in vitamin E and carotenoids, this extract is an ideal active ingredient to fight against the signs of skin aging. Restructuring and soothing.

PROTEASE

Gently removes dead cells to reveal skin's radiance.

2. How to Use

Apply a uniform layer with fingers or brush to a clean and dry face.

Leave on for 5 minutes to allow the formula to detoxify and prepare the skin. Rinse thoroughly.

3. Advice / Precautions

Apply with a dry brush on dry skin.

Avoid the eye area.

*Keep away from heat

Face Serums

Serums

FACE

SEBUM NORMALIZING SERUM

Size :
30 ml dropper bottle. For approximately 10 treatments

Texture :
Fluid

Color :
White

Skin type :
Mixed to oily skin

Product Code :
377262



FIG MILK SERUM

Size :
30 ml dropper bottle. For approximately 10 treatments

Texture :
Fluid

Color :
Purple

Skin type :
All skin types

Product Code :
377139



AQUA-H.A. SERUM

Size :
30 ml dropper bottle. For approximately 10 treatments

Texture :
Fluid

Color :
Translucid

Skin type :
Dehydrated

Product Code :
377038



ROYAL JELLY SERUM

Size :
30 ml dropper bottle. For approximately 10 treatments

Texture :
Fluid

Color :
Translucid

Skin type :
Devitalized

Product Code :
377148



Serums

FACE

C+ SERUM

Size :

30 ml dropper bottle. For approximately 10 treatments

Texture :

Fluid

Color :

Orange

Skin type :

Pigmented

Product Code :

377137



RED VINE SERUM

Size :

30 ml dropper bottle. For approximately 10 treatments

Texture :

Fluid

Color :

Orange

Skin type :

Sensitive

Product Code :

377039



YLANG YLANG SERUM

Size :

30 ml dropper bottle. For approximately 10 treatments

Texture :

Fluid

Color :

Translucid

Skin type :

Wrinkled

Product Code :

377177



ACACIA SERUM

Size :

30 ml dropper bottle. For approximately 10 treatments

Texture :

Fluid

Color :

Translucid

Skin type :

Wrinkled

Product Code :

377040



Serums

FACE



ABSOLUTE TIMING SERUM

Size :
30 ml dropper bottle. For
approximately 10 treatments

Texture :

Fluid

Color :

White

Skin type :

Mature

Product Code :

377209



VITAMIN NOURISHING SERUM

Size :
30 ml dropper bottle. For
approximately 10 treatments

Texture :

Fluid

Color :

Golden

Skin type :

Dry

Product Code :

377088



PINK OIL SERUM

Size :
30 ml dropper bottle. For
approximately 10 treatments

Texture :

Oily

Color :

Golden

Skin type :

Matures

Product Code :

377041

SEBO-NORMALIZING Serum

Powerful serum that balances excess sebum in the skin.

It unblocks pores and purifies the skin for an even and refined complexion. It regulates sebum production and gives the skin a uniform and youthful appearance.

1. Ingredients / Composition

EXTRACT FROM MACLURA COCHINCHINENSIS LEAVES

Action on propionibacterium acnes.
Regulates sebum production. Standardize.

EPILOBIUM EXTRACT

Regulates sebum production, action on pore size, re-equilibrates the flora of the skin surface.

2. Use

On a cleansed skin, take 1 whole pipette for the face and neck.

1 additional pipette for the neckline. Rub the serum in, applying pressure and smoothing from the centre of the face outwards until it is completely absorbed. Then apply the cosmetic product of your choice depending on the step of care.

3. Suggestions / precautions

- Either pure
- Either mixed with other serums
- Either mixed with the massage creams, masks and creams.

Avoid contact with the eyes.

*Keep away from heat

FLUID AND
MILKY

IONIZABLE
+/-

FIG MILK

Serum

With its highly concentrated formula, Fig Milk Serum deeply nourishes the skin. Its milk provides softness and comfort. Better hydrated, the skin regains its suppleness and elasticity.

1. Ingredients / Composition

FIG MILK

The fig tree is a tree native from the Mediterranean Basin. The presence of enzymes gives the fig anti-inflammatory and softening properties.

Regenerating and nourishing, fig milk preserves and stimulates the skin. Very rich in sugars, fig softens the skin. It helps to limit water loss.

2. Use

On a cleansed skin, take 1 whole pipette for the face and neck.

1 additional pipette for the neckline. Rub the serum in, applying pressure and smoothing from the centre of the face outwards until it is completely absorbed.

Then apply the cosmetic product of your choice depending on the step of care.

3. Advice / Precautions

Avoid contact with the eyes.

*the superior layers of the epidermis

*Keep away from heat

FLUID AND
PLUMPING

AQUA-H.A.

Serum

IONIZABLE
+/-

Hyaluronic acid fills cell spaces and helps to hydrate tissues. Retains up to 1,000 times its weight in water. Penetrates quickly into the heart of the skin to moisturize it. Increases the water retention capacity of the skin.

REPULPING +/- Provides comfort, bounce and suppleness.

1. Ingredients / Composition

PÉPINS DE COURGE LOW AND HIGH MOLECULAR WEIGHT HYALURONIC ACID

Moisturize and replenish immediately, improve skin comfort and suppleness, form a viscoelastic film invisible to the skin's surface, regulate sensitive perspiration in water.

2. Use

On a cleansed skin, take 1 whole pipette for the face and neck.

1 additional pipette for the neckline. Rub the serum in, applying pressure and smoothing from the centre of the face outwards until it is completely absorbed. Then apply the cosmetic product of your choice depending on the step of care.

3. Advice / Precautions

Avoid contact with the eyes.

*the superior layers of the epidermis

*Keep away from heat

FLUID
AND
REVITALIZED

ROYAL JELLY

Serum

IONIZABLE
+/-

Royal jelly is a concentrate of essential substances: carbohydrates, proteins, fats, B vitamins, trace elements, mineral salts, amino acids. Thanks to its richness in royal jelly, Royal Jelly Serum intensely revitalizes and nourishes the skin by providing it with all the nutrients essential for its proper functioning.

1. Ingredients / Composition

ROYAL JELLY

Revitalizing, action on skin aging.
Anti-ageing properties.

It has a regenerating effect on the skin by erasing all traces of fatigue, restoring its softness and radiance. It maintains the skin's suppleness for as long as possible.

POLYSACCHARIDE

This active ingredient is highly filmogenic, it will guarantee immediate and long-term skin hydration.

2. Use

On cleansed skin, use one whole pipette for the face and neck. One additional pipette for the neckline. Rub the serum in, applying pressure and smoothing from the centre of the face outwards until it is completely absorbed. Then apply the cosmetic product of your choice depending on the step of care.

3. Advice / Precautions

Avoid contact with the eyes.

*the superior layers of the epidermis

*Keep away from heat

FLUID
AND
VITAMINIZED

C+

IONIZABLE
+/-

Serum

Acts directly on spots and pigmentary irregularities. The skin is clearer, brighter and more even.

1. Ingredients / Composition

SCUTELLARIA PLANT EXTRACT, WHITE BLACKBERRY, SAXIFRAGE AND GRAPES

More effective than vitamin C, this plant extract has excellent lightening properties. It regulates melanin activity and reduces skin pigmentation by inhibiting tyrosinase. Spots and pigment irregularities are thus reduced.

VITAMIN C DERIVATIVE

It reduces pigmentation and brings radiance to the skin.

ORANGE ESSENTIAL OIL

Orange essential oil acts on wrinkles and skin dryness.

2. Use

On a cleansed skin, take 1 whole pipette for the face and neck.

1 additional pipette for the neckline. Rub the serum in, applying pressure and smoothing from the centre of the face outwards until it is completely absorbed. Then apply the cosmetic product of your choice depending on the step of care.

3. Advice / Precautions

Avoid contact with the eyes.

*Keep away from heat

RED VINE

Serum

Anti-redness, revitalizing, soothing. Serum with “fireproof” action relieves feelings of discomfort. Soothed and perfectly hydrated, the skin is radiant and the complexion more harmonious.

Immediately soothes irritations, decongests the epidermis.

- Reduces diffuse redness.
- Strengthens the skin and reduces its sensitivity. - Prevents skin ageing.
- Nourishes, softens.

1. Ingredients / Composition

RED VINE EXTRACT

Beneficial for circulatory comfort, Red Vine contains procyanidic oligomers and resveratrol for an interesting anti-free radical action to fight against the signs of skin ageing.

HARPAGOPHYTUM ROOT EXTRACT

Contributes to the proper functioning of cellular metabolism.

2. Use

On a cleansed skin, take 1 whole pipette for the face and neck.

1 additional pipette for the neckline. Rub the serum in, applying pressure and smoothing from the centre of the face outwards until it is completely absorbed. Then apply the cosmetic product of your choice depending on the step of care.

3. Advice / Precautions

Avoid contact with the eyes.

*the superior layers of the epidermis

*Keep away from heat

FLUID
AND
MELTING

YLANG YLANG

IONIZABLE
+/-

Serum

It helps the skin to optimize its natural repair mechanism so that it regains all its radiance.

It repairs, moisturizes and protects the skin from external aggressions. It slows the appearance of the main signs of aging such as wrinkles, fine lines and dull complexion.

1. Ingredients / Composition

YLANG YLANG ESSENTIAL OIL

Strengthens the skin and gives it radiance.

ORGANIC LEMON ESSENTIAL OIL

Fortifying and purifying, it stimulates the skin.

IRIS EXTRACT

Strengthens the barrier effect by limiting water losses and combating drought.

Improves skin tone, hydration, and acts on the depth of wrinkles.

2. Use

On a cleansed skin, take 1 whole pipette for the face and neck.

1 additional pipette for the neckline. Rub the serum in, applying pressure and smoothing from the centre of the face outwards until it is completely absorbed. Then apply the cosmetic product of your choice depending on the step of care.

3. Advice / Precautions

Avoid contact with the eyes.

*the superior layers of the epidermis

*Keep away from heat

FLUID
AND
SMOOTHING

IONIZABLE
+/-

ACACIA

Serum

A serum specially designed to reduce the depth and appearance of facial wrinkles in a fine, subtly gelled texture that melts on the skin without oily or sticky effects.

Enriched with Acacia Extract and Swiss Apple Extract, it works on 2 levels:

- plumps the skin: the features are relaxed and the skin is ultra-smooth,
- helps to maintain the firmness, suppleness and elasticity of the skin.

1. Ingredients / Composition

HYALURONIC ACID

Moisturizes and plumps up immediately, improves skin comfort and suppleness, forms an invisible viscoelastic film on the skin's surface, regulates sensitive perspiration in water.

ACACIA EXTRACT

Revitalizes water flows: Trapping and distribution of water in the epidermis. Controls water losses: cohesion of Stratum Corneum & Granulolum.

SWISS APPLE EXTRACT

Forms a protective film on the skin surface.

2. Use

On a cleansed skin, take 1 whole pipette for the face and neck.

1 additional pipette for the neckline. Rub the serum in, applying pressure and smoothing from the centre of the face outwards until it is completely absorbed. Then apply the cosmetic product of your choice depending on the step of care.

3. Advice / Precautions

Avoid contact with the eyes.

*the superior layers of the epidermis

*Keep away from heat

TIMING ABSOLU

Serum

MILKY
AND
SMOOTH

The Absolute Timing Serum amplifies the lifting, firming and repairing action of Cabine Exclusive skin care creams and masks. The skin regains the radiance and appearance of its youth.

1. Ingredients / Composition

DIAMOND POWDER

Brings radiance to the skin.

BIO RETINOIDE

Supreme anti-aging active ingredient. Smoothing effect, powerful antioxidant, evens out the complexion. Retinol-like active ingredient.

VITAMIN C DERIVATIVE

Antioxidant, anti-free radical. Illuminates the complexion.

PLUM EXTRACT

Anti-glycation, action on the complexion's radiance.

VITAMIN E

Protects cells against free radicals. Moisturizing agent, it firms and smoothes the skin.

2. Use

On a cleansed skin, take 1 whole pipette for the face and neck.

1 additional pipette for the neckline. Rub the serum in, applying pressure and smoothing from the centre of the face outwards until it is completely absorbed. Then apply the cosmetic product of your choice depending on the step of care.

3. Advice / Precautions

Avoid contact with the eyes.

*the superior layers of the epidermis

*Keep away from heat

RICH
AND
GENEROUS

NOURISHING VITAMIN Serum

100% natural, this serum is composed of vegetable oils. It moisturizes and nourishes. The skin is smooth and comfortable, the complexion is radiant. The combination of organic oils contributes to an immediate feeling of well-being.

1. Ingredients / Composition

ORGANIC SESAME OIL

Rich in antioxidants, it fights against the signs of aging.

ORGANIC EVENING PRIMPINK OIL

Fights the signs of skin ageing and restores the suppleness of the epidermis. It also has softening and revitalizing properties.

ORGANIC BORAGE OIL

Known for its revitalizing and protective properties.

VITAMIN Q10

Provides anti-oxidant protection to the skin.

VITAMIN F

Helps to restore the skin's lipid barrier.

2. Use

On a cleansed skin, take 1 whole pipette for the face and neck. 1 additional pipette for the neckline. Rub the serum in, applying pressure and smoothing from the centre of the face outwards until it is completely absorbed. Then apply the cosmetic product of your choice depending on the step of care.

3. Advice / Precautions

Avoid contact with the eyes.

*the superior layers of the epidermis

*Keep away from heat

PINK OIL

Serum

A fast-absorbing dry oil, rich in vitamins, antioxidants and essential fatty acids. It is formulated with ingredients that work synergistically. It smooths the skin and refines its texture. The skin is better moisturized, nourished, comfortable, and firmer.

1. Ingredients / Composition

VEGETABLE OIL COMPLEXES (APRICOT, CARROT, MACADAMIA, SESAME, EVENING PRIMROSE, BORAGE, OLIVES)

Rich in fatty acids, vitamins A, D or E, these wonderful moisturizers easily penetrate the skin and nourish it in depth.

PINK EXTRACT

Rich in essential fatty acids and antioxidants, which makes it an ally for dry and tired skin. Pink is also known for its soothing and anti-inflammatory properties.

2. Use

On a cleansed skin, take 1 whole pipette for the face and neck.

1 additional pipette for the neckline. Rub the serum in, applying pressure and smoothing from the centre of the face outwards until it is completely absorbed. Then apply the cosmetic product of your choice depending on the step of care.

3. Advice / Precautions

Avoid contact with the eyes.

Face Massage Creams

Crèmes de Massage

VISAGE



VELVET CREAM

Size :

200 ml tube.

Approximately 20 treatments

Texture :

Creamy

Color :

White

Skin type :

All skin types

Product Code :

377200



FACE MASSAGE BALM

Size :

200 round jar.

Approximately 20 treatments

Texture :

Creamy

Color :

White

Skin type :

Dry

Product Code :

377092

VELVET

Cream

Rich, comfortable and ultra-relaxing cream, used to massage the face, neck and neckline for an ideal glide. The skin is visibly radiant, as if regenerated.

1. Ingredients / Composition

CENTELLAASIATICA

Native to South Asia, this herbaceous plant has an extraordinary healing power on the spike dermis. Centella Asiatica slows down the appearance of wrinkles, nourishes the most tired skin and restores the radiance of the epidermis.

BORAGE OIL

Very rich in polyunsaturated fatty acids and vitamins A, D, E and K, borage oil has an important antioxidant and regenerating power on the skin. It restores suppleness, elasticity and tone.

Regenerator.

Antioxidant.

VITAMIN E

Excellent anti-ageing active ingredient.

Repair action on the skin surface.

2. Use

Wrap the skin in a cocoon of expert ingredients by applying Velvet Cream, which provides intense hydration and a reshaping effect to the skin.

Apply to the face, neck and neckline using smoothing movements.

The cream transforms into a silky veil rich in oil that caresses and nourishes the skin.

3. Suggestions / precautions

Can be applied for hand modelling.

Can be enriched with serums.

Avoid contact with the eyes.

*the superior layers of the epidermis

*Keep away from heat

MASSAGE BALM

Face

UNCTUOUS
AND
COCOONING

The formula of this balm provides comfort and ultimate glide for an ultra enveloping and nourishing cocooning facial massage. It contains Swiss plant extracts that strengthen the skin's protective barrier. Infused with organic imperatoria extracts, this creamy balm softens roughness, soothes and repairs. It delivers regenerative powers and contributes to the natural renewal of the skin.

1. Ingredients / Composition

SHEA BUTTER

Shea butter is particularly recommended for the driest skins, which it will protect and nourish in depth. In addition to its moisturizing action, shea butter helps to relieve the skin thanks to its soothing and relaxing properties.

ORGANIC EMPRESS EXTRACT

Soothing and restorative action.

2. Use

Apply to the face, neck and neckline using smoothing movements.

The balm is transformed into a soft and fluid cream, rich in oil that caresses and nourishes the skin.

3. Suggestions / Precautions

Can be applied for hand modelling.
Can be enriched with serums.
Avoid contact with eyes.

*the superior layers of the epidermis

*Keep away from heat

Face Masks

Face MASKS

BOTANICAL CHARCOAL MASK

Size :

200 ml tube.

Approximately 25 treatments

Texture :

Cream with vegetal charcoal powder beads

Color :

Anthracite

Skin type :

All skin types

Product Code :

377042



SEBO-NORMALIZING MASK

Size :

200 ml tube.

Approximately 25 treatments

Texture :

Creamy

Color :

Light green

Skin type :

Combination to oily skin

Product Code :

377276

MASQUE BOUE PURIFIANTE

Size :

200 ml tube.

Approximately 25 treatments

Texture :

Creamy

Color :

Green

Skin type :

Combination to oily skin

Product Code :

377277



MASQUE FRUITS

Size :

200 ml tube.

Approximately 10 treatments

Texture :

Creamy

Color :

Pink

Skin type :

All skin types

Product Code :

377275

FACE Mask

ABSOLUTE HYDRATION MASK

Size :

200 ml tube.

Approximately 25 treatments

Texture :

Creamy

Color :

White

Skin type :

Dehydrated

Product Code :

377195



BIDEN PILOSA LUMINOUS MASK

Size :

200 ml tube.

Approximately 25 treatments

Texture :

Creamy

Color :

White

Skin type :

All skin types

Product Code :

377050

SOOTHING MASK

Size :

200 ml tube.

Approximately 25 treatments

Texture :

Creamy

Color :

White

Skin type :

Sensitive

Product Code :

377227



MACADAMIA MASK

Size :

200 ml tube.

Approximately 25 treatments

Texture :

Creamy

Color :

White

Skin type :

Sensitive

Product Code :

377093

FACE Mask



REGENERATIVE MASK

Size :
200 ml tube.
Approximately 20 treatments
Texture :
Gel
Color :
Translucid
Skin type :
Devitalized
Product Code :
377309



RICH COMFORT MASK

Size :
200 ml tube.
Approximately 25 treatments
Texture :
Creamy
Color :
White
Skin type :
Dry
Product Code :
377278



SELF-WARMING MASK WITH GRAPE SEED

Size :
200 ml tube.
Approximately 25 treatments
Texture :
Gel cream
Color :
White
Skin type :
All skin types, devitalized
except sensitive skin,
irritated, prone to erythrosis,
telangiectasia
Product Code :
377091

BOTANICAL

Charcoal Mask

It cleanses the skin by absorbing toxins. It acts as a magnet to help remove impurities that clog pores.

It refines the skin texture.

The skin is smoother and firmer, pores less visible.

1. Ingredients / Composition

VEGETABLE COAL EXTRACT

Purifying and detoxifying virtues. Aim above all to eliminate toxins, impurities and sebum accumulated during the day, while preserving the skin's hydrolipidic film.

Cleansing action on blackheads and unsightly pimples.

VEGETAL CHARCOAL POWDER

Extraordinary adsorption capacity, which gives it purifying and detoxifying properties.

MEADOWSWEET EXTRACT

Tonic and astringent, the extract of meadowsweet flower tightens the skin tissues for a firmer skin.

2. Use

Apply by hand or brush in a more or less thick layer on the face and neck. Massage the mask with gentle and slow movements, so as to "burst" the vegetal charcoal powder.

Leave on for 10 minutes.

Rinse thoroughly, apply lotion and dry.

3. Suggestions / Precautions

Make a warm misting in order to open the pores of the skin just before the mask is applied.

Avoid contact with the eyes.

*Keep away from heat

SEBO- NORMALIZING Mask

Cabine Exclusive combines kaolin with plant and spice extracts to tighten pores and smooth the skin without drying it out. With its creamy texture, the Sebo-Normalizing Mask absorbs the excess of sebum and gently removes impurities. The skin is purified without drying out. It remains comfortable.

1. Ingredients / Composition

WILD PANSY

Anti-oxidant, anti-radical and softening properties.
Rich in salicylic acid.
Gentle exfoliant.

EXTRACTS OF BURNET, GINGER AND CINNAMON ROOTS

Astringent effect and action on bacterial proliferation. Astringent, antiseptic.

ENZYMATIC EXFOLIATOR

Keratolytic agent that gently exfoliates the skin, without irritating or drying it out. Smoothes the skin surface.

KAOLIN

Absorbent and mattifying effect.

2. Use

On cleansed skin, apply the mask in a generous layer by hand or brush to the face, neck (15 ml or 1 nut) and neckline (15 ml additional or 1 nut). Leave on for 10 to 15 minutes and remove excess with moistened sponges or humid gauze pads.

3. Suggestions / Precautions

Can be applied locally to the T zone.
Recommended for a purifying back care.

Avoid contact with the eyes.

*Keep away from heat

PURIFYING

Mud Mask

This mask with the scent of Tea Tree essential oil helps problem skin. Its green clay-based formula limits the appearance of imperfections and refines the skin texture by absorbing the excess of sebum.

1. Ingredients / Composition

KAOLIN

White clay, also called kaolin, is rich in silica. Purifying and purifying.

GREEN CLAY

To reinforce the regulating effect of this mask, green clay is very effective. An agent that absorbs impurities, it is remineralizing and revitalizing. Regulates excess sebum - Absorbs impurities - Regenerates.

NATURAL MARINE MUD FROM GUERANDE

Very rich in trace elements and minerals, it is extremely pure and has the ability to absorb and scaling properties.

TEA TREE ESSENTIAL OIL

The leaves of Melaleuca Alternifolia, also known as Tea Tree, give an essential oil known for its anti-inflammatory and healing properties. Tea Tree has antibacterial agents.

2. Use

On cleansed skin, apply the mask in a generous layer by hand or brush to the face, neck (15 ml or 1 nut) and neckline (15 ml additional or 1 nut). Leave on for 10 to 15 minutes. The mask hardens slightly. Moisten with a mist from a steamer device or sponges. Remove the mask with warm water and sponges or moistened gauze pads.

3. Suggestions / Precautions

Apply the Sebo-Normalizing Serum before applying the mask and leave it on under a steamer device with hot or warm steam (without ozone). The mask can be massaged with a little warm water during its application time to optimize the action of the active ingredients.

Avoid contact with the eyes.

*Keep away from heat

FRUIT Mask

A true fruity cocktail, the Fruit Mask brings freshness and vitality to dull and tired skin. A real regenerating and softening treatment.

1. Ingredients / Composition

RASPBERRY EXTRACT

Raspberry contains a polyphenol, ellagic acid, known for its protective action against aging.

BUDDLEIA EXTRACT FROM SWITZERLAND

Also called summer lilac, this extract has antioxidant and anti-free radical properties.

2. Use

On cleansed skin, apply the mask in a generous layer by hand or brush to the face, neck (15 ml or 1 nut) and neckline (15 ml additional or 1 nut).

Leave on for 10 to 15 minutes and remove excess with moistened sponges or humid gauze pads.

3. Suggestions / Precautions

You may finish the penetration of the mask with a light massage. To be used in along with Fig Milk Serum.

Avoid contact with the eyes.

*Keep away from heat

HYDRATATION MASK

Absolute

REFRESHING
COMFORTING

The Absolute Hydration Mask, smooth and fresh, is ideal for all dehydrated skin. A real moisturizing bath for the skin, this melting mask combats water deficiencies on the skin's surface. The skin is plumped, smoothed and radiant.

1. Ingredients / Composition

SWISS APPLE PULP EXTRACT

Contains real malic acid that absorbs water in the epidermis and maintains the skin's balance. Apple pectins form a protective film on the surface of the skin. Moisturizes, strengthens and increases skin resistance.

PECTIN AND LEMON HONEY

Protect skin cells from climatic variations and pollution. Act as real water reservoirs within the skin.

BLACK TEA FERMENTATION EXTRACT

Brings brightness and radiance to the complexion.

BIOSACCHARIDE

Soothes, smooths and reduces skin's intolerance reactions.

KAOLIN

Brings radiance, evens out the complexion.

SHEA BUTTER

Moisturizes* and nourishes. Antioxidant action.

2. Use

On cleansed skin, apply the mask in a generous layer by hand or brush to the face, neck (15 ml or 1 nut) and neckline (15 ml additional or 1 nut). Leave on for 10 to 15 minutes and remove excess with moistened sponges or humid gauze pads.

3. Suggestions / Precautions

Instead of rinsing off, you may rub the rest of the mask through circular massage. Can also be applied on the neckline for a complete treatment. Avoid contact with the eyes.

*the superior layers of the epidermis

*Keep away from heat

BIDEN PILOSA

Luminous Mask

This lightening cream mask revives skin clarity and helps reduce skin spots visibility with glycolic acid combined with Biden Pilosa extract known for its lightening properties. The complexion becomes even and radiant. It acts as a concentrate of radiance.

1. Ingredients / Composition

GLYCOLIC ACID

Derived from sugar cane, this essential ingredient helps to remove dead and dehydrated cells from the skin's surface. Glycolic acid is an AHA (alpha-hydroxy acid). It gently exfoliates the skin by removing dead cells on the surface of the epidermis, which can give the skin a dull appearance and dilated pores. The use of AHA facilitates cell renewal and the elimination of dead skin to reveal a more radiant and even complexion.

BIDEN PILOSA EXTRACT

Acts on wrinkles and fine lines and gives youthfulness and radiance to the skin.

PROTEASE

Gently removes dead cells from the skin surface to reveal skin's radiance. Enzymatic action.

DRAGON FRUIT EXTRACT

Anti-ageing action, it preserves the youthfulness of the skin and prevents the appearance of signs of aging.

2. Use

On cleansed skin, apply the mask in a generous layer by hand or brush to the face, neck (15 ml or 1 nut) and neckline (15 ml additional or 1 nut). Leave on for 10 to 15 minutes. The mask hardens slightly. Moisten with a mist from a steamer device or sponges. Remove the mask with warm water and sponges or moistened gauze pads.

On cleansed skin, apply the mask in a generous layer by hand or brush to the face, neck (15 ml or 1 nut) and neckline (15 ml additional or 1 nut).

Leave on for 10 to 15 minutes and remove excess with moistened sponges or gauze pads.

3. Suggestions / Precautions

Can also be applied on the neckline for a complete treatment and on the hands as part of a manicure. Avoid contact with the eyes.

*Keep away from heat

SOOTHING Mask

The Gentle Mask moisturizes, soothes and tones the skin to restore its radiance and suppleness. Its creamy and refreshing formula, infused with Mallow extract, literally melts on contact with the skin for a real moment of well-being and a unique sensory pleasure.

1. Ingredients / Composition

ORGANIC MALLOW EXTRACT

Softness and protection are the words associated with this mallow flower extract. Traditionally used in case of irritated skin, it is softening for sensitive, delicate and dry skin. Its anti-free radical compounds act on the signs of aging.

ORGANIC COCONUT OIL

Protective, softening and emollient properties on the skin.

2. Use

On cleansed skin, apply the mask in a generous layer by hand or brush to the face, neck (15 ml or 1 nut) and neckline (15 ml additional or 1 nut).

Leave on for 10 to 15 minutes and remove excess with moistened sponges or humid gauze pads.

3. Suggestions / Precautions

Instead of rinsing off, you may rub the rest of the mask through circular massage. Can also be applied on the neckline for a complete treatment.

Avoid contact with the eyes.

MACADAMIA

Mask

This mask is fresh and light on the skin and provides it with soothing and comforting effects. Infused with macadamia oil and organic ingredients, it hydrates even the most dry or sensitive or tired skin, for a unified and smoothed complexion.

The complexion is radiant, the skin is calmed and comfortable.

1. Ingredients / Composition

MACADAMIA NUT OIL

Rich in essential fatty acids, macadamia nut oil protects and regenerates skin cells. It is nourishing, softening and hydrating. It reinforces the cutaneous lipid barrier.

BIO ALOE VERA

It possesses calming and regenerative properties (for even the most sensitive skin). It improves the skin's elasticity and helps it keep its youthful appearance.

BIO HAMAMELIS HYDROLATE

Hamamelis hydrolate is ideal for sensitive skin prone to redness. It tones the skin and reduces redness.

BIO CALENDULA EXTRACT

Soothing and comforting.

2. Use

On cleansed skin, apply the mask in a generous layer by hand or brush to the face, neck (15 ml or 1 nut) and neckline (15 ml additional or 1 nut). Leave on for 10 to 15 minutes and remove excess with moistened sponges or humid gauze pads.

3. Suggestions / Precautions

Apply the Red Vine Serum before the Macadamia Mask to increase its hydrating and soothing actions.

Avoid contact with the eyes.

REGENERATIVE Mask

This Regenerative Mask instantly energizes the skin. Enriched with powerful antioxidants, it helps the skin to protect itself against skin ageing due to stress and pollution. In 15 minutes, the skin is plumped up again, radiant and healthy. Formulated with nutritious ingredients, the Regenerative Mask delivers its regenerating powers to the heart of the skin and contributes to its natural renewal. Energized, the skin is then able to repair itself naturally, to renew itself.

1. Composition / Ingédients

MIMOSA TENUIFLORA (TANNINS, MAGNESIUM, IRON AND PHENOLIC COMPOUNDS)

Mimosa Tenuiflora or Tepescohuite is known for its repairing and reconstructive properties. It restores vitality and comfort to the skin. Anti-radical. Regulator of skin metabolism.

CALENDULA

Very soothing, calendula is recommended for delicate and irritated skin. The presence of carotene and saponins gives it antiseptic and healing properties of the epidermis. Anti-irritant.

ZINC OXIDE

Zinc oxide gives this treatment a brightening effect and relieves the skin. Soothing.

APRICOT KERNEL OIL

Very rich in vitamin A and linoleic acid, apricot kernel oil is, thanks to its revitalizing and nourishing properties, the ally of dull, devitalized and tired skin. It restores radiance to the skin and delays the effects of aging. Nourishing. Softening.

2. Use

On cleansed skin, apply the mask in a generous layer by hand or brush to the face, neck (15 ml or 1 nut) and neckline (15 ml additional or 1 nut). Leave on for 10 to 15 minutes and remove excess with moistened sponges or humid gauze pads.

3. Suggestions / Precautions

Use in synergy with Royal Jelly Serum.

Avoid contact with the eyes.

*Keep away from heat

RICH COMFORT

Mask

SOFT AND
NUTRITIOUS

Nourishing balm mask with shea butter.

The cocoon treatment that comforts and soothes the driest skin. This nourishing mask with its ultra-rich balm texture brings softness and comfort to the skin. Intensely nourished, the skin is soft, supple, radiant and comfortable.

1. Ingredients / Composition

VITAMIN F

Essential fatty acid extracted from safflower oil. Powerful ally of skin health because it helps to fight against dryness and irritation. This natural ingredient has anti-wrinkle actions because it prevents the epidermis from losing its hydrolipidic barrier.

ORGANIC SWEET ALMOND OIL

Soothing and softening action on delicate and dry skin.

ORGANIC ROSE HIP OIL

Organic rosehip oil is extremely rich in essential fatty acids. It nourishes and regenerates tired and devitalized skin while preserving its natural balance.

SHEA BUTTER

Protects and nourishes in depth. In addition to its moisturizing action, it relieves the skin thanks to its soothing and relaxing properties.

2. Use

On cleansed skin, apply the mask in a generous layer by hand or brush to the face, neck (15 ml or 1 nut) and neckline (15 ml additional or 1 nut).

Leave on for 10 to 15 minutes and remove excess with moistened sponges or humid gauze pads.

3. Suggestions / Precautions

The Rich Comfort Mask can be applied with Nourishing Vitamin Serum or Rose Oil Serum for a nourishing action.

Avoid contact with the eyes.

*the superior layers of the epidermis

*Keep away from heat

GRAPE SEED

Self-Warming Mask with

Its formula triggers a self-heating action on contact with the skin. Slightly increases skin temperature to promote and accelerate the absorption power of the active ingredients.

1. Composition / Ingrédients

GRAPE SEED OIL

Fight against skin ageing, nourishes the skin. Regenerative action.

HEATING COMPLEX

Produces hyperaemia.
Stimulation of metabolism.

SHEA BUTTER

Protects and nourishes in depth. In addition to its moisturizing action, it relieves the skin thanks to its soothing and relaxing properties.

2. Use

On cleansed skin, apply the mask in a generous layer by hand or brush to the face, neck (15 ml or 1 nut) and neckline (15 ml additional or 1 nut).

Leave on for 10 to 15 minutes and remove excess with moistened sponges or humid gauze pads.

3. Suggestions / Precautions

To amplify the sensation of heating, a small warm towel can be placed directly on the mask to obtain a peak effect. It can only be applied to wrinkles in a targeted way. Effective before removing blackheads. Application of a fresh towel or water mist with steamer just after removal following skin reactivity.

*Keep away from sources of heat

*CAUTION : Heating product may cause redness and irritation. Contains Methyl Nicotinate which can cause allergic reactions for sensitive people. It is essential to perform a test in the inside of the elbow's skin before use to ensure that no reaction appears after 24 hours. Wash hands after use. Avoid contact with eyes. In case of contact, rinse thoroughly with clean water. For external use only.

Specific Face Masks

SPECIFIC FACE Mask



EXPERT EYE PATCH MASK

Size :

Bag 2 pieces.

For 1 treatment

Texture :

Half-moon of bio-cellulose

Color :

Translucid

Product Code :

377114



FACE AND NECK PATCH EXPERT MASK

Size :

Bag 2 pieces face and neck.

For 1 treatment

Texture :

Soaked bio-cellulose sheet

Color :

Translucid

Skin type :

All skin types

Product Code :

377115

SPECIFIC FACE Mask



COLLAGEN MOISTURIZING SHEET MASK

Size :

Bags 5 A4 sheets.

For 5 treatments

Texture :

Dry sheet -

Thickness 1.5 mm

Color :

White

Skin type :

Dehydrated

Product Code :

377300



ANTIOXIDANT GREEN TEA SHEET MASK

Size :

Bags 5 A4 sheets.

For 5 treatments

Texture :

Dry sheet -

Thickness 1.5 mm

Color :

Yellow

Skin type :

Sensitive

Product Code :

377314

SPECIFIC FACE Mask



RED FRUIT SOUPL'EX MASK

Size :

50 g bag.

For 1 treatment

Texture :

Powder transforming into a peel-off mask

Color :

Pink

Skin type :

All skin types

Product Code :

377390



BLUEBERRY SOUPL'EX MASK

Size :

30 g bag.

For 1 treatment

Texture :

Powder transforming into a peel-off mask

Color :

Pink

Skin type :

Sensitive skins

Product Code :

377284



ROSEMARY AND LAVENDER SOUPL'EX MASK

Size :

30 g bag.

For 1 treatment

Texture :

Powder transforming into a peel-off mask

Color :

Purple

Skin type :

Combination to oily skin

Product Code :

377281

SPECIFIC FACE Mask



VITAMIN C SOUPL'EX MASK

Size :

40 g bag.

For 1 treatment

Texture :

Powder transforming into a peel-off mask

Color :

White

Skin type :

Pigmented

Product Code :

377384



OLIVE SOUPL'EX MASK

Size :

30 g bag.

For 1 treatment

Texture :

Powder transforming into a peel-off mask

Color :

White

Skin type :

Wrinkled

Product Code :

377283



MARINE COLLAGEN SOUPL'EX MASK

Size :

30 g bag.

For 1 treatment

Texture :

Powder transforming into a peel-off mask

Color :

Orange

Skin type :

Mature skin

Product Code :

377285

SPECIFIC FACE Mask

CRYO-ACTIVE MASK

Size :

2 pre-measured bags ready to use. For 1 treatment

Texture :

Powder + gel

Color :

Green

Skin type :

Sensitive

Product Code :

377060



SWEET AND SALTY PEEL-OFF MASK

Size :

50 g bag.
For 1 treatment

Texture :

Powder + gel

Color :

Transparent

Skin type :

Sensitive skins

Product Code :

377113

BOTANICAL SHEET MASK

Size :

1 piece bag.
For 1 treatment

Texture :

Dry sheet to be soaked with compressed active ingredients

Color :

Beige

Skin type :

Wrinkled

Product Code :

377393



EXO-THERMIC MASK

Size :

220 g bag.
For 1 treatment

Texture :

Powder that turns into a paste when in contact with water

Color :

Light pink

Skin type :

Mature skin

Product Code :

377392

EXPERT

Eye Patch Mask

Bio-cellulosic patch mask. Its 3D structure, its fineness, its flexibility and its 100% vegetable fibre material (resulting from coconut water fermentation) make it a unique treatment. A second skin effect combined with a powerful moisturizing formula, the mask forms a protective membrane that evenly and effectively diffuses the impregnated ingredients.

1. Ingredients / Composition

YEAST EXTRACT

Double action against bags / dark circles. Protects and strengthens the blood capillary network. Action on hyper-pigmentation of the suborbital area.

WITCH HAZEL EXTRACT

Astringent and decongesting properties. Witch hazel relieves and soothes eye contour irritations.

POLYSACCHARIDES

A polysensory moisturizer, they offer a silky touch and a softness to the patches. Smooth, the skin gains in firmness and elasticity.

GLYCERIN

Moisturizing agent, its effects persist for at least 24 hours. Its emollient properties act on the skin's elasticity and suppleness.

2. Use

Open the bag. The patches are housed between a blue fleece and a nylon. Remove the blue fleece and separate the patch from the nylon. Apply the patch immediately under the eye. Repeat the process for the other eye by separating the patch from the nylon and blue fleece. Adjust the patch to the eye contour area. Leave on for 10 to 15 minutes. Remove from the center outward of each eye.

3. Suggestions / Precautions

You may use a spatula to remove air bubbles and create a real second skin effect film. Put the patches in the fridge for an amplified cooling effect. For a complete treatment, use one pair per eye (one on the eyelid and the other on the under-eye).

Do not place too close to the eyes.

FACE AND NECK

Patch Expert Mask

Bio-cellulosic patch mask. Its 3D structure, its fineness, its flexibility and its 100% vegetable fibre material (resulting from coconut water fermentation) make it a unique treatment. A second skin effect combined with a powerful moisturizing formula, the mask forms a protective membrane that evenly and effectively diffuses the impregnated ingredients.

1. Ingredients / Composition

ALOE VERA

Nourishes the skin while retaining its moisture. Soothing, moisturizing and repairing properties.

HYALURONIC ACID

Forms a non-occlusive moisturizing film, which gives the skin a soft and velvety appearance.

COLLAGEN

Important moisturizing properties. It eliminates dead cells and thus helps to restructure tissues and fight against skin ageing.

POLYSACCHARIDES

A multisensory moisturizer, they offer the product a silky touch and extreme softness.

2. Use

Open the bag. The bio-cellulose sheets are housed between a nylon sheet and a blue non-woven sheet. Remove the paper nylon sheet. Place the sheet on the face and remove the blue non-woven sheet. Then adjust the mask, paying attention to the eye and lip area. Do the same for the neck. Leave on for about 20 minutes, then remove the mask from bottom to top and let the excess serum penetrate until it is completely absorbed.

3. Suggestions / Precautions

You may use a spatula to remove air bubbles and create a real second skin effect film. Put the patches in the fridge for an amplified cooling effect.

Avoid contact with the eyes.

*the superior layers of the epidermis

*Keep away from heat

COLLAGEN

Moisturizing Sheet Mask

With its occlusive effect, the collagen fibers of the Matricol™ Pure White Sheet will provide the epidermis intense hydration. Rehydrated with Oligo Activating Lotion, the active ingredients contained in the collagen fibers are fixed in the epidermis. The skin is plumped, smoothed and comfortable.

1. Ingredients / Composition

INSOLUBLE COLLAGEN FIBRES

Insoluble collagen fibres improve the hydration of the skin's surface layers and the appearance of the skin surface. Superficial moisturizer by direct exchange.

Smoothing - Calming.

2. How to Use

Prepare the Matricol™ Pure White mask on a cleansed and slightly moistened skin with the Oligo Activator. Fold the collagen sheet in half and place it along the face. With a pair of scissors, make an incision, at the height of the nostrils, approximately 1 cm vertically and 2 cm horizontally. Place the pre-cut sheet on half of the face.

With a brush or sponge, moisten the sheet with the Oligo Activating Lotion. Repeat on the other side of the face. Evacuate air bubbles with a spatula to promote good adhesion to the skin and a good diffusion of the active ingredients. After 15 to 20 minutes of application, remove the sheet from bottom to top with a tissue.

*the superior layers of the epidermis

*Keep away from heat

COLLAGEN

Moisturizing Sheet Mask

3. Suggestions / Precautions

Before applying the Matricol™ Pure White Mask, apply a specific serum to the skin as needed, such as Aqua-H.A. Serum for a plumping effect. Pre-cut the sheet to adapt it to the morphology of the face and to avoid tearing the sheet during application. You may make an incision to free the client's mouth.

To obtain a good adhesion on the eye area, take 2 gauzes moistened with Oligo Activating Lotion and apply them from the outside towards the inside of the eye contours by pressing lightly to evacuate the air bubbles.

Always keep the collagen sheet moistened and in contact with the skin. If necessary, re-wet the sheet after 10 minutes. For an express treatment or for a better penetration of the active ingredients, apply an ionization on the mask for 5 minutes (2 minutes in (-) and 3 minutes in (+)). Then leave the mask on for 5 minutes.

LIGHT
AND
FRESH

ANTIOXIDANT

Green Tea Sheet Mask

With its occlusive effect, the collagen fibers of the Matricol™ Green Tea Sheet will provide the epidermis with cellular regeneration and intense hydration of the upper layers of the epidermis. Composed of green tea, in its pure, unfermented form, it has antioxidant and anti-inflammatory properties.

1. Ingredients / Composition

INSOLUBLE COLLAGEN FIBRES

Improves the hydration of the skin's surface layers and the appearance of the skin surface. Superficial moisturizer by direct exchange.

Smoothing - Calming.

GREEN TEA

Anti-inflammatory and stimulating properties. Antioxidant.

2. Use

Prepare the Matricol™ Green Tea mask on a cleansed and slightly moistened skin with the Oligo Activating Lotion. Fold the collagen sheet in half and place it along the face.

With a pair of scissors, make an incision, at the height of the nostrils, approximately 1 cm in the vertical and 2 cm in the horizontal. Place the pre-cut sheet on half of the face and with a brush or sponge, moisten the sheet with the Oligo Activating Lotion.

Repeat on the other side of the face. Evacuate air bubbles with a spatula to promote good adhesion to the skin and a good diffusion of the active ingredients. After 15 to 20 minutes of application, remove the sheet from bottom to top with a tissue.

*the superior layers of the epidermis

*Keep away from heat

ANTIOXIDANT

Green Tea Sheet Mask

3. Suggestions / Precautions

Before applying the Matricol™ Green Tea Mask, apply a specific serum to the skin as needed, such as Red Vine Serum for a soothing effect. Pre-cut the sheet to adapt it to the morphology of the face and to avoid tearing the sheet during application. You may make an incision to free the client's mouth.

To obtain a good adhesion on the eye area, take 2 gauzes moistened with the Oligo Activating Lotion and apply them from the outside towards the inside of the eye contours by pressing lightly to evacuate the air bubbles.

Always keep the collagen sheet moistened and in contact with the skin. If necessary, rewet the sheet after 10 minutes. For an express treatment or for a better penetration of the active ingredients, apply an ionization on the mask for 5 minutes (2 minutes in (-) and 3 minutes in (+)). Then leave the mask on for 5 minutes.

RED

Fruit Soupl'Ex Mask

Thanks to its high sugar content, this mask provides a gentle treatment with a satiny and delicate touch. Glucose provides the skin with suppleness and comfort and blends harmoniously with salty and sweet active ingredients (algae, fruit and plants) to recharge the skin with minerals, vitamins and trace elements. It leaves a light fragrant veil on the skin. Known for its antioxidant properties, this mask is an ideal treatment to protect the skin from external aggressions and provide it with the comfort it needs.

1. Composition / Ingrédients

CRANBERRY

Rich in polyphenols and tocotrienols, powerful antioxidants, and tannins, astringent compounds, Cranberry is an active ingredient that fights the signs of aging and purifies exceptionally well.

ALGinate

Softening and soothing action.

GLUCOSE

Anti-ageing and smoothing action.

2. Use

Pour 50 ml of water over the 50 g powder sachet. Mix vigorously until a smooth and creamy paste is obtained. Immediately apply the mask to the face and leave on for 15 minutes.

Remove the mask in one piece from bottom to top.

3. Suggestions / Precautions

Before applying the Red Fruit Soupl'Ex Mask, apply a specific serum adapted to the skin's needs, such as Fig Milk Serum for a radiant effect. The water temperature, as well as the ambient temperature and humidity, can affect the mask's setting time.

Do not breathe dust.
Avoid contact with eyes.

*Keep away from heat

BLUEBERRY

Soupl'ex Mask

By combining blueberry extracts with alginate, chamomile and vitamin C, the Blueberry Soupl'Ex Mask gently heals sensitive skin. Plasticising mask for sensitive and reddened skin. In 15 minutes, the skin is soothed, rested and smoothed.

1. Ingredients / Composition

ALGinate

Toning. Astringent. Detoxifying.

BLUEBERRY

Rich in amino acids, antioxidants, essential fatty acids, vitamins C and B, calcium, potassium and magnesium, blueberry extract is mineralizing and revitalizing. Soothing and protective.

WILD CHAMOMILE

Anti-inflammatory, calming and healing properties.

VITAMINE C

Anti-radical and anti-oxidant, vitamin C is a vital element that exfoliates on the surface for a more even complexion. Energizing.

2. Use

Cover eyes with moist cotton wool. Pour 70 ml of water at 20°C over the 30 g of powder. Mix vigorously until a homogeneous and smooth paste is obtained. Apply from bottom to top on face and neck with a spatula. Avoid contact with the eyes. Leave on for 15 to 20 minutes and then remove the mask in one piece from bottom to top.

3. Suggestions / Precautions

Before applying the Blueberry Soupl'Ex Mask, apply the Red Vine Serum to increase the effectiveness of the treatment. The water temperature, as well as the ambient temperature and humidity, can affect the mask's setting time. If the mask has leaked on the hair or eyebrows, wait for the products to harden and then remove them with a damp sponge.

Do not breathe dust. Avoid contact with eyes.

*Keep away from heat

ROSEMARY AND LAVENDER Soupl'ex Mask

AROMATIC
AND FLEXIBLE

The Rosemary & Lavender Soupl'Ex Mask is a normalizing treatment for combination to oily skin. The synergy between rosemary and lavender regenerates and purifies the skin while balancing sebum secretion. Plasticising mask for combination to oily skin. In 15 minutes, the skin is transformed, regenerated and balanced.

1. Ingredients / Composition

LAVENDER

Lavender fights wrinkles, regenerates the skin, regulates sebum production and treats skin infections. It is also healing and calming. Regenerating. Antiseptic. Anti-inflammatory.

ROMARIN

With its antioxidant properties, rosemary helps the skin to regenerate and fight against the effects of aging. It cleanses problem skin, helps to bring impurities to the surface and unclogs pores. Rosemary extract also restores skin tone while regulating sebum secretion. Astringent. Balancing. Purifying. Antioxidant.

2. Use

Cover eyes with moist cotton wool. Pour 70 ml of water at 20°C over the 30 g of powder. Mix vigorously until a homogeneous and smooth paste is obtained. Apply from bottom to top on face and neck with a spatula. Avoid contact with the eyes. Leave on for 15 to 20 minutes and then remove the mask in one piece from bottom to top.

3. Suggestions / Precautions

Before applying the Soupl'Ex Lavender and Rosemary Mask, apply a specific serum adapted to the skin's needs, such as the Sebo-Normalising Serum for a purifying effect. The water temperature, as well as the ambient temperature and humidity, can affect the mask's setting time.

Do not breathe dust. Avoid contact with eyes.

*Keep away from heat

VITAMIN C

Soupl'ex Mask

This mask is rich in alginate, a natural gelling substance extracted from brown algae. A second skin effect, this mask perfectly follows the contours of the face and once applied can be removed in one piece.

Rich in lightening active ingredients, this radiance mask is an instant perfecting treatment. Its active ingredients work together to improve the appearance of the skin and make it soft, supple and radiant.

1. Ingredients / Composition

WHITE CLAY

White clay, also called Kaolin, is naturally rich in mineral salts (iron, zinc, silicon, magnesium, potassium, calcium...). Soothing, purifying and softening.

BROWN SEAWEED EXTRACT

Rich in nutrients and minerals, these plants play an important role in the renewal of skin cells, making them a particularly popular anti-aging active ingredient. Moisturizing action.

LOTUS EXTRACT

The sacred lotus is appreciated for its regenerating and soothing properties. Anti-oxidant and purifying properties. Softening and decongestant.

VITAMIN C

Stimulates collagen synthesis, protects cells from damage caused by free radicals and evens out the complexion. Anti-ageing, lightening, anti-stain actions.

2. Use

Pour 90 ml of water over the 30 g of powder and mix vigorously until a smooth and unctuous paste is obtained. Apply immediately to the face, avoiding the eye area. Leave on for 15 minutes and then remove the mask in one piece.

3. Suggestions / Precautions

Before applying the Vitamin C Soupl'Ex Mask, apply a specific serum adapted to the skin's needs, such as the C+ Serum for a radiant effect. The water temperature, as well as the ambient temperature and humidity, can affect the mask's setting time.

Do not breathe dust.
Avoid contact with eyes.

*the superior layers of the epidermis

*Keep away from heat

OLIVE

Soupl'ex Mask

The Olive Soupl'ex Mask is a care product that fights the signs of aging, nourishes and regenerates to treat wrinkles on the face and neck. This mask is an excellent antioxidant due to its concentration of phenolic compounds. While olive oil plays its role as a lipid replenishing, olive leaf extracts help cell regeneration.

1. Ingredients / Composition

OLIVE OIL

Rich in vitamins A, D, E and K, olive oil softens the skin, gives elasticity, protects against climatic aggressions. Calming, soothing. Nourishing. Makes the skin softer. Restorative properties.

OLIVE LEAVES

Olive leaves contain many phenolic compounds that give them antioxidant properties. Olive leaf extract is also highly detoxifying, as it stimulates the elimination of dead cells and toxins from the skin, making it an active cleansing element.

2. Use

Cover eyes with moist cotton wool. Pour 70 ml of water at 20°C over the 30 g of powder. Mix vigorously until a homogeneous and smooth paste is obtained. Apply from bottom to top on the face and the neck with a spatula. Avoid contact with the eyes. Leave on for 15 to 20 minutes and then remove the mask in one piece from bottom to top.

3. Suggestions / Precautions

Before applying the Olive Soupl'Ex Mask, apply a specific serum adapted to the skin's needs, such as the Acacia Serum for a smoothing effect. The water temperature, as well as the ambient temperature and humidity, can affect the mask's setting time.

Do not breathe dust.
Avoid contact with eyes.

*the superior layers of the epidermis

*Keep away from heat

MARINE COLLAGEN Soupl'ex Mask

The Marine Collagen Soupl'ex Mask is a care product that fights the signs of aging based on collagen powder and rose essential oil to decongest, soothe and reduce signs of fatigue. Plasticising mask for mature skin. In 15 minutes, the skin is firmed, plumped and smoothed.

1. Ingredients / Composition

MARINE COLLAGEN

It is mainly composed of amino acids, but also of proline, hydroxyproline and glycine. This richness allows collagen to soften the marks of time and firm the skin for an immediate anti-fatigue effect. Thanks to its regenerating power, collagen firms and restores all its elasticity to the skin of the face. Calming. Smoothing.

ROSE ESSENTIAL OIL

Rose essential oil is known for its tonic, astringent and regenerating properties on the skin. It also promotes healing.

2. Use

Cover eyes with moist cotton wool. Pour 70 ml of water at 20°C over the 30 g of powder. Mix vigorously until a homogeneous and smooth paste is obtained. Apply from bottom to top on face and neck with a spatula. Avoid contact with the eyes. Leave on for 15 to 20 minutes and then remove the mask in one piece from bottom to top.

3. Suggestions / Precautions

Before applying the Marine Collagen Soupl'ex Mask, apply a specific serum adapted to the skin's needs, such as Ylang Ylang Serum for a global anti-ageing action. The water temperature, as well as the ambient temperature and humidity, can affect the mask's setting time.

Do not breathe dust.
Avoid contact with eyes.

*Keep away from heat

FRESH
AND
DELICATE

CRYO-ACTIF

Mask

Peel-off mask. For an immediate refreshing effect, the powder is mixed with a dedicated gelified lotion. In a few seconds, powder and lotion merge into a cocktail of plants that spreads and removes just as easily.

1. Ingredients / Composition

MINT ESSENTIAL OIL

Anti-inflammatory, calming, healing.

SPIRULINA

Spirulina is a microscopic blue algae naturally rich in amino acids, proteins and vitamins.

It slows down the appearance of wrinkles.

It fights against the signs of skin ageing.

2. Use

Pour the 25 g powder and 100 ml lotion sachets into a bowl.

Mix and immediately apply the mask to the face, avoiding the eye area.

Leave on for 15 minutes and then remove the mask in one piece.

3. Suggestions / Precautions

Put the mixture in a cool place to amplify its soothing freshness action.

Do not breathe dust.

In case of direct contact with the eye, rinse with water.

*Keep away from heat

SWEET AND SALTY

FRESH AND
TENSOR

Peel-off Mask

The originality of the peel-off comes from its elastic texture which offers a unique feeling of comfort: a natural fresh effect and a tightening effect combine to create a treatment that improves the diffusion of the active ingredients of the cream or serum previously applied. It is during the application that this new formula reveals its pure transparency. The skin is as if exposed by this amazing second skin effect. Its texture, which is remarkably stretchy and soft, makes it easy to apply and remove in one piece. During mixing, it is the sugar grains that can be heard cracking under the spatula to blend into an amazingly fresh treatment. Glucose hydrates the skin by maintaining the hydrolipidic surface film, the skin has a silky touch after application.

1. Ingredients / Composition

GLUCOSE EXTRACT

Moisturizes and softens the skin.

2. Use

Quickly pour the 40 ml of water at 20°C over the 50 g of powder in a flexible mixing bowl. Mix vigorously with a spatula until a smooth and creamy paste is obtained. Apply immediately to the face, avoiding the eye area. The product takes about 6 minutes to set. Leave the mask on for about 15 minutes. Remove it in one piece from bottom to top.

3. Suggestions / Precautions

Roll the edges of the mask to facilitate its removal and avoid the pProducts.
Finish the removal of the mask with the Eco Lotion.
Do not breathe dust. Avoid contact with the eyes.

*the superior layers of the epidermis

*Keep away from heat

BOTANICAL

Sheet Mask

Natural, this “sheet mask” is delicately composed of Rose and Chamomile. This floral combination makes it possible to create a synergy of their respective activities. It brings comfort and softness to the skin.

1. Ingredients / Composition

ROSE OF DAMASCUS

Astringent, it tones the skin. Anti-wrinkle, it helps to invigorate the skin and prevent the effects of aging. Refreshing, it soothes skin prone to redness and allergies.

ROMAN CHAMOMILE

Soothing, it is an excellent active ingredient for skin discomforts.

2. Use

Easy to use, it can be used according to 2 beauty rituals: either with water or with Oligo Activating Lotion. Pour 10 ml of warm water or Oligo Activating Lotion into a bowl, immerse the mask in it for about 1 minute. Once the mask is hydrated, apply it to the face, avoiding the eye area. Leave on for 10 to 15 minutes.

Then remove the mask and rinse the face with clean water.

3. Suggestions / Precautions

You may apply the Absolute Hydration Mask on the neck during its application time. Avoid contact with the eyes.

*Keep away from heat

HOT
COLD

EXO-THERMIC Mask

Its gentle warmth followed by a feeling of freshness allows a regulating and invigorating skin action as well as a better penetration of the active ingredients. Thanks to its mineral powder and self-heating power, the Exo-Thermic Mask promotes the penetration of active ingredients in depth and produces a smoothing effect.

1. Ingredients / Composition

MINERAL POWDERS (CALCIUM SULPHATE AND TALC)

Allows the occlusion and transformation of the mask into plaster for a thermal effect that promotes the penetration of active ingredients.

HEATING MEDIUM

Causes hyperemia allowing a better penetration of the active ingredients.

2. Use

Apply a thick layer of modelling cream adapted to the skin type and serum added to the face and neck. Place a gauze with mouth and eye openings and stick it to the cream. Pour 220 ml of warm water at 20°C over the powder in a flexible mixing bowl.

Mix vigorously until a soft paste is obtained and apply it directly to the gauze with a spatula. Leave on for 20 minutes, and the mask solidifies. Removes in one piece, rinse off any excess of cream with moistened sponges or cotton wool.

3. Suggestions / Precautions

You may apply it to the body. Ask the client to perform movements with the facial muscles to facilitate mask removal. Avoid the eye area and do not apply to claustrophobic clients.

*Keep away from heat

Creams For face and eyes

Creams

FACE AND EYES



HYDRA ACTIVE EYE CONTOUR GEL

Size :

30 ml dropper bottle.

Approximately 30 treatments

Texture :

Gel

Color :

Bluish

Product Code :

377190



CABINE EXCLUSIVE SIGNATURE CREAM

Size :

200 ml tube.

Approximately 50 treatments

Texture :

Fluid

Color :

White

Skin type :

All skin types

Product Code :

377089



COMFORT ALPINE CREAM

Size :

Tube 200 ml

environ 50 traitements

Texture :

Creamy

Color :

White

Skin type :

Dehydrated skin

Product Code :

377193

HYDRA ACTIVE

Eye Contour Gel

FRESH
AND
MELTING

This very fresh smoothing gel reduces the appearance of dark circles, wrinkles, puffiness and swelling. Its formula, rich in active ingredients, reduces brown or bluish rings, reduces swelling of the eyelids and strengthens the skin's natural defences against external aggressions. The eyelids are decongested, the eye contour area is hydrated.

1. Ingredients / Composition

HYALURONIC ACID

Forms a protective film on the skin's surface, smooth and moisturizes.

SEAWEED EXTRACT

Forms a protective film on the surface of the skin protecting it from dehydration. Smoothing.

APPLE PULP EXTRACT

Contains real malic acid that absorbs water in the epidermis and maintains the skin's balance. Apple pectins form a protective film on the surface of the skin. Moisturizes, strengthens and increases skin resistance.

PECTIN AND LEMON HONEY

Protect the skin from climatic variations and pollution. Act as real water reservoirs within the skin.

2. Use

Apply the product to the eye area with light tapping and smoothing until the gel has completely penetrated.

3. Suggestions / Precautions

Clean the eye area and your hands thoroughly. The ideal amount for each eye is about the size of a pea. You may place the product in the fridge to amplify the feeling of freshness. Do not pass directly over the eyelids, stay at the edge of the brow bone and orbit.

*the superior layers of the epidermis

*Keep away from heat

CABINE EXCLUSIVE

LIGHT
AND
MELTING

Signature Cream

To perfect the effects of the treatment, the Cabine Exclusive Signature Cream “coaches” the skin. It repairs, enhances and prevents the signs of aging.

This cream works on 2 levels:

- Instantly, it recharges the skin with energy and sublimates it.
- Day after day, it helps the skin to produce more collagen and to recover a more uniform texture.

The pluses :

- A formula enriched with Swiss Snow Algae Extract.
- A light and melting texture without greasy or sticky effect.
- High tolerance.

1. Ingredients / Composition

SWISS SNOW SEAWEED EXTRACT

Anti-ageing and protective action, thanks to its unique ability to survive in the extreme conditions of alpine environments. Rich in amino acids, it strengthens the skin's barrier and increases hydration levels. The skin is more comfortable, looks refreshed and rejuvenated, with fewer deep wrinkles and better elasticity.

NATURAL MICROPOWDER (ENCAPSULATED IN A SILICA BEAD)

With an immediate anti-wrinkle effect, it provides radiance while maintaining a perfect finish and a uniform complexion.

PROTEASE

Smoothing and anti-aging action, stimulating cell renewal. The skin texture is refined.

2. Use

Apply with gentle upward smoothing movements to the face and neck until completely absorbed.

3. Suggestions / Precautions

Application either pure or mixed with serums to accentuate the specificities of the end of treatment.

Avoid contact with the eyes.

*the superior layers of the epidermis

*Keep away from heat

GENEROUS
AND GENTLE

COMFORT

Alpine Cream

Dive into the heart of hydration!

Comfort Alpine Cream intensely moisturizes all skin types, including the driest. Composed of apple pulp extracts, real water collectors. Lemon honey, which protects the skin surface from climatic variations and pollution, promotes an optimal level of hydration.

1. Ingredients / Composition

APPLE PULP EXTRACT

Contains real malic acid that absorbs water in the epidermis and maintains the skin's balance. Apple pectins form a protective film on the surface of the skin. Moisturizes, strengthens and increases skin resistance.

PECTIN AND LEMON HONEY

Protect the skin from climatic variations and pollution. Act as real water reservoirs within the skin.

2. Use

Take a sufficient quantity of cream (about 4 ml or 1 noisette hazelnut), warm it between both hands and apply by smoothing and massaging until it is completely absorbed.

3. Suggestions / Precautions

Apply to perfectly cleansed and dry skin. Excellent makeup base.

Avoid contact with the eyes.

*the superior layers of the epidermis

*Keep away from heat

6. Professional products for the Body

CABINE EXCLUSIVE
PROFESSIONAL



Made in Switzerland



Body Product Mapping

1. Creams and Oils for Body Massage

- Gentiana Lutea Body Cream
- Makalia Oil
- Sweet Orange Ayurvedic Oil
- Citrus Massage Oil
- Specific Body Oil

2. Body Slimming Products

- Slimming Body Gel
- Red Algae Sculpting Jelly
- Cold Lotion
- Ice Cube Effect Gel
- Heating Cream

3. Hands & Feet

- Alpine Rose and St. John's Wort Hand Cream
- Foot Cream

Creams And Massage Oils

CREAMS AND OILS

for Body Massage



GENTIANA LUTEA BODY CREAM

Size :

500 g round jar.

Approximately 20 treatments

Texture :

Cream

Color :

White

Product Code :

377045

CREAMS AND OILS

for Body Massage

MAKALIA OIL

Size :

500 ml pump bottle.
Approximately 15 treatments
5 L container. Approximately
150 treatments

Texture :

Oil

Color :

Golden

Product Code :

377527 - 377528



CITRUS MASSAGE OIL

Size :

500 ml pump bottle.
Approximately 15
treatments

Texture :

Oil

Color :

Golden

Product Code :

377048



SWEET ORANGE AYURVEDIC OIL

Size :

500 ml pump bottle.
Approximately 15 treatments
5 L container. Approximately
150 treatments

Texture :

Oil

Color :

Golden

Product Code :

377529 - 377530



SPECIFIC BODY OIL

Size :

500 ml pump bottle.
Approximately 15 treatments
5 L container.
Approximately 150
treatments

Texture :

Oil

Color :

Golden

Product Code :

377512 - 377513



GENTIANA LUTEA

Body Cream

SOFT AND
VELVETY

A high-performance body cream in terms of effectiveness and cosmetic texture with a nourishing action. The skin is protected, soft and velvety. It restores lipids to the epidermis, even to the driest skins and strengthens the skin's water concentrations.

1. Ingredients / Composition

YELLOW GENTIAN ROOT EXTRACT

Toning, anti-oxidant, soothing properties.
Healing, decongesting, purifying actions.

2. Use

Take and apply about 20 to 40 ml of Gentiana Lutea Body Cream. Apply through circular massage on the whole body.

3. Suggestions / Precautions

Recommended at the end of the treatment to nourish and protect the skin. Do not apply to the face.

*Keep away from heat

MAKALIA

Oil

Formulated on a sesame oil base rich in omega 3 and omega 6, combined with the benefits of pepper and coriander, Makalia Oil is a natural beauty treatment that blends perfectly with Makalia care. It leaves the skin satiny, stimulated, smooth and radiant with beauty.

1. Ingredients / Composition

SESAME OIL

Very pure, sesame oil contains oleic (omega 6) and linoleic (omega 3) fatty acids and vitamin A. It nourishes dry skin.

SUNFLOWER OIL

Rich in omega-6 (linoleic acid) and vitamin E, it has repairing properties for the skin. Softening and nourishing.

PEPPER ESSENTIAL OIL

Heating and stimulating action on muscles and body.

CORIANDER ESSENTIAL OIL

Preservative and protective action of the epidermis.

2. Use

Take about 40 ml of oil for the whole body. Apply the oil with smooth and light stroking movements. Proceed to the body massage.

3. Suggestions / Precautions

You may heat the oil to a temperature of 104°F (maximum), to preserve its cosmetic qualities.

You may also add 5 drops of essential oil of your choice to personalize the care and amplify the benefits.

*Keep away from heat

SWEET ORANGE

SOFT
AND
PROTECTIVE

Ayurvedic Oil

A subtle composition of oriental scents, Ayurvedic Oil leaves a pleasant satiny sensation on the body. This oil is composed of many vegetal oils that soften, firm and sublimate the skin.

1. Ingredients / Composition

GRAPE SEED OIL

Grape seed oil owes its antioxidant qualities to its high content of vitamin E and polyphenols (OPC). Omega-6s, on the other hand, are good lipid-replenishing agents that protect the epidermis.

SUNFLOWER OIL

Rich in omega-6 (linoleic acid) and vitamin E, it has repairing properties for the skin. Softening and nourishing.

ORANGE ESSENTIAL OIL

Calming and rebalancing

2. Use

Take about 40 ml of oil for the whole body.

Apply the oil with smoothing and light stroking movements. Proceed to the body massage.

3. Suggestions / Precautions

You may heat the oil to a temperature of 104°F (maximum), to preserve its cosmetic qualities.

You may also add 5 drops of essential oil of your choice to personalize the care and amplify the benefits.

*Keep away from heat

CITRUS

Massage Oil

Citrus Massage Oil, with its refreshing properties, helps to recover tired muscles and stimulates blood circulation. This natural formula, full of freshness, with sunflower, apricot and citrus essential oils, is ideal for massage. It is easy to apply and penetrates slowly for a pleasant moment of relaxation.

1. Ingredients / Composition

SUNFLOWER OIL

Rich in omega-6 (linoleic acid) and vitamin E, it has repairing properties for the skin. Softening and nourishing.

APRICOT OIL

Anti-ageing, softening.

ST. JOHN'S WORT EXTRACT

Soothing and restructuring.

ORANGE AND LEMONGRASS ESSENTIAL OIL

Circulatory, anti-inflammatory, antiseptic, calming and rebalancing properties.

2. Use

Take about 40 ml of oil for the whole body.

Apply the oil with smoothing and light stroking movements. Proceed to the body massage.

3. Suggestions / Precautions

You may heat the oil to a temperature of 104°F (maximum), to preserve its cosmetic qualities.

You may also add 5 drops of essential oil of your choice to personalize the care and amplify the benefits.

*Keep away from heat

SPECIFIC

Body Oil

Its entirely natural formula acts in case of predisposition to cellulite phenomena (orange peel skin, dimples...). It stimulates the exchange of skin tissue, revitalizes, firms while adding a light and aromatic note

1. Ingredients / Composition

LAVENDER ESSENTIAL OIL

Calming and draining actions.

JOJOBA OIL

Keeps the skin supple. Revitalizes the skin.

ST. JOHN'S WORT EXTRACT

Soothing and restructuring.

CAROTÈNE

This provitamin A, very oily and softening, strengthens and preserves the hydrolipidic film, which protects the epidermis.

2. Use

Take about 40 ml for the whole body. Apply the oil with smoothing, stroking movements. Massage the body, either manually or with a Silhouet-Tone palpate-rolling device.


3. Suggestions / Precautions

You may reinforce the slimming action by first applying a slimming concentrate.

*Keep away from heat

Body Slimming Products

BODY SLIMMING Products



SLIMMING BODY GEL

Size :
500 ml pump bottle.
Approximately 15
treatments
Texture :
Gel
Color :
Translucid
Product Code :
377514



RED ALGAE SCULPTING JELLY

Size :
500 ml pump bottle.
Approximately 15
treatments
Texture :
Gel
Color :
Translucid
Product Code :
377046

BODY SLIMMING Products



COLD LOTION

Size :
500 ml pump bottle.

Approximately 10
treatments

Texture :

Fluid gel

Color :

Green

Product Code :

377516



HEATING CREAM

Size :
200 ml tube.

Approximately 5
treatments

Texture :

Emulsion-Gel

Color :

White

Product Code :

377520



ICE CUBE EFFECT GEL

Size :
500 ml pump bottle.

Approximately 10
treatments

Texture :

Gel

Color :

Green

Product Code :

377419

FRESH
AND
REMINERALIZING

SLIMMING

Body Gel

Thanks to the combination of different active ingredients, the Body Slimming Gel significantly reduces the orange peel effect while firming and smoothing the skin surface. The skin is smoother, softer, firmer. The dimples fade, the silhouette is resculpted.

1. Ingredients / Composition

RED SEAWEED EXTRACT

Remineralizing and decongesting properties. Protects the skin from free radicals, improves elasticity and activates circulation.

EXTRACT OF CENTELLA ASIATICA

Regenerative action. Heals and improves microcirculation.

2. Use

On cleansed skin, apply the gel by hand in a generous layer, from 30 to 50 ml depending on the areas to be treated. Ionizable gel. Follow the attached recommendations and advice according on the device used. This product is suitable for Silhouet-Tone devices.

3. Suggestions / Precautions

Technologies: Electrostimulation, galvanic current (double conductivity product +/- and -/+).

Can also be used during a slimming treatment with manual techniques and at the end of the treatment.

*Keep away from heat

RED ALGAE

Sculpting Jelly

Fresh jelly for a slimming action, a reshaped and firmed silhouette. It provides an intense sensation of freshness and lightness, leaving the skin soft and velvety.

1. Ingredients / Composition

CAFFEINE

Stimulating and energizing properties. Slimming active and anti-cellulite essential due to its lipolytic properties.

SALICYLIC ACID

Softens and smoothes the skin.

GREEN MICROALGAE

Rich in amino acids and oligo peptides, this active ingredient is restructuring and acts on the firmness and tone of the skin. Effect on mild vascular imperfections by reducing redness.

RED ALGAE

Action on cellulite and body contours.

2. Use

Take about 15 to 30 ml (depending on treatment area) and apply by circular massage. Massage until completely absorbed.

3. Suggestions / Precautions

Recommended at the end of the slimming treatment in order to amplify the refining action of the treatment.

*Keep away from heat

COLD Lotion

The Cold Lotion combines the toning properties of menthol with the refreshing and stimulating effect of camphor. It activates the blood circulation and promotes the elimination of toxins in the body through “cryotherapy”.

1. Ingredients / Composition

MENTHOL

Constituting the most active ingredient of peppermint, menthol is vasoconstrictor and tonic. It instantly refreshes the skin and has an emollient and toning effect.

CAMPBRE

In addition to its anesthetic, astringent, anti-inflammatory and refreshing properties, camphor stimulates blood circulation.

2. How to Use

Prepare the treatment by pouring 50 ml of Cold Lotion with 300 ml of cold water into a large steel bowl. Soak the band cotton crepe strips in the solution and squeeze them out slightly. Wrap one leg after the other, with the band cotton crepe strips, starting at the tip of the feet and gradually moving up to the thigh. Avoid applying to the groin. After 20 minutes of application, remove the strips gradually, starting at the top of the thigh and ending at the feet. It is not necessary to rinse.

3. Suggestions / Precautions

You may make a scrub before the wrap and to apply a 3rd band on the abdomen. Combine treatment with pressotherapy.

Do not apply to the face and neckline.

*Keep away from heat

ICE CUBE

Effect Gel

This ultra-fresh and melting gel helps to relieve tired legs. It tones them up by providing an instant feeling of freshness. A real concentrate of decongestant active ingredients, it is suitable for all skin types and is formulated without grease.

1. Ingredients / Composition

MENTHOL AND CAMPHOR

Provide an immediate and prolonged sensation of freshness and relaxation.

GLACIER LIPOBELLE

“Ice cube” effect.

ORGANIC PEPPERMINT ESSENTIAL OIL

Stimulates and invigorates.

2. Use

After the body scrub, apply 30 to 50 ml of Ice Cube Effect Gel by hand with a protective vinyl glove. Cover with plastic and leave on for 10 to 20 minutes. Application from the tiptoe to the abdomen.

3. Suggestions / Precautions

Apply to perfectly cleansed and dry skin, preferably with gloves. It can be applied during the presso-esthetic treatment and also as an end product.

Rinse hands immediately. Do not apply to the face.

*Keep away from heat

HEATING Cream

New generation of Heating Cream that allows the vasodilation of capillaries located on the surface where the cream is applied, for a better penetration of the treatment and a detoxifying action.

It is a concentrate of active ingredients to fight against orange peel skin. There is a local sensation of heat and a normal redness of the skin that disappears quickly.

1. Ingredients / Composition

METHYL NICOTINATE

Methyl nicotinate, a vasodilator, is a heating agent that allows the active ingredients to penetrate quickly into the epidermis.

ORGANIC ESSENTIAL OIL OF PEPPER AND LEMON

Stimulating, invigorating, invigorating.

APRICOT OIL

Anti-ageing and antioxidant.

ALLANTOÏNE

Allantoin is known for its restorative power. Excellent healing, it softens and fights irritations.

2. Use

Apply a generous layer with a brush or hand covered with a disposable glove on the areas to be treated (avoid telangiectasias and veinlets). Wrap in plastic film and leave on for 15 to 20 minutes, while verifying the color of the skin. When the skin turns red, remove the product with warm water and then proceed with the treatment.

3. Suggestions / Precautions

Avoid applying before lymphatic drainage. Wash hands or any other part of skin that comes into contact with the product to avoid local redness (this disappears spontaneously after about 15 minutes). In case of accidental contact with eyes or mucous membranes, rinse thoroughly with cold water.

*Keep away from heat

Hands and Feet Creams

HANDS AND FEET

Creams



ALPINE ROSE AND ST. JOHN'S WORT HAND CREAM

Size :

200 ml tube.
Approximately 20
treatments

Texture :

Fluid

Color :

White

Product Code :

377047



FOOT CREAM

Size :

200 ml tube.
Approximately 20
treatments

Texture :

Fluid

Color :

White

Product Code :

378569

SOFT
AND
CREAMY

ALPINE ROSE AND ST. JOHN'S WORT

Hand Cream

Combining a nourishing and antioxidant effect, Alpine Rose and St. John's Wort Hand Cream protects the hands. They regain softness and comfort.

1. Ingredients / Composition

KOKUM BUTTER

Emollient.

ALPINE ROSE EXTRACT

Regenerative and revitalizing, with smoothing properties.

EDELWEISS EXTRACT

Rich in antioxidants, it possesses powerful anti-aging properties.

ST JOHN'S WORT

Soothing, restructuring.

CETRARIA ISLANDICA, SPHAGNUM MAGELLANICUM, POLYPODIUM VUL- GARE

Protective, regenerative complex.

2. Use

Apply to hands and forearms in smoothing movements. Then perform modeling maneuvers.

3. Suggestions / Precautions

Apply before plunging hands into a paraffin bath or simply at the end of a treatment. You may also add 5 drops of essential oil of your choice to personalize the care and amplify the benefits.

*Keep away from heat

FOOT Cream

With its stimulating, remineralizing and softening properties, this Foot Cream is ideal for massage and prepares the skin for a paraffin bath, for a real moment of softness and comfort. It visibly reduces roughness by preventing dry skin. Its rich and tender texture penetrates quickly, leaving the skin soft, supple and non-sticky

1. Ingredients / Composition

SHEA BUTTER

Enriching, nourishing, invigorating. It contains fatty acids and vitamins (A, D, E and F) that soften and protect dry skin.

JOJOBA OIL

Protective action by creating a non-greasy film that preserves the skin's ecology from the effects of cold and dryness.

RICE STARCH

Rice powder, absorbent, softening.

PEPPERMINT HYDROSOL

Astringent, invigorating, purifying and refreshing.

2. Use

Apply to the feet and half legs in smoothing movements. Then perform modelling maneuvers until complete penetration.

3. Suggestions / Precautions

Apply before plunging hands into a paraffin bath or simply at the end of a treatment. You may also add 5 drops of essential oil of your choice to personalize the care and amplify the benefits.

*Keep away from heat

7. Resale Line

CABINE EXCLUSIVE

PROFESSIONAL



Made in Switzerland



Complete Resale Line for the FACE



Makeup Removing Jelly	Radiance Mask	Eye Contour Gel	Cabine Exclusive Serum	Cabine Signature Cream
Pump bottle	Tube	Airless	Dropper bottle	Airless
250 ml	75 ml	30 ml	30 ml	50 ml
#380050	#377082	#380051	#380053	#380054

Resale Line All skin types

FACE

Beauticians have selected from the Cabine Exclusive professional line 5 must-have products that are essential to any beauty routine. It allows to extend the Institute Treatment experience at home and the products are adapted to all skin requirements.

MAKEUP REMOVING JELLY

With Extract of Edelweiss from Switzerland

2 in 1 melting micellar gel: cleanser and makeup remover. In a single gesture, and without water, it effectively captures pollution and impurities, and removes makeup in the blink of an eye on the face, eyes and lips (non-water-proof). Its non-greasy gel-water formula gently cleanses and leaves the skin soft and fresh.

RADIANCE MASK

With Extract of Biden Pilosa

Wake up your skin with the Biden Pilosa Radiance Mask.

A mask that naturally helps to refine the skin's texture to illuminate, soften and smooth the skin to reveal a radiant, luminous and radiant complexion.

EYE CONTOUR GEL

With Swiss Apple Extract

With its immediate freshness and softness, it illuminates the eyes and softens the eye contour area. The exclusive properties of Swiss Apple Extract help your skin to keep a youthful appearance.

CABEX SIGNATURE CREAM

With Algae Extract from Swiss Glaciers

Energizing, fine and melting cream, ideal to reveal the radiance and freshness of the skin. It repairs yesterday, sublimates today and prevents tomorrow for a more beautiful skin day after day.

This cream acts on 2 levels: Instantly, it recharges the skin with energy and sublimates it. Day after day, it helps the skin to regain its density.

CABEX SERUM

With Hyaluronic Acid

Cabine exclusive serum allows you to:

1. Target dry skin,
2. Form a protective film on the surface skin,
3. To act on wrinkles and fine lines.

Resale Line
All skin types

FACE

Makeup Removing Jelly With Extract of Edelweiss from Switzerland

Pump bottle
250 ml



#380050

About 1 month of application

STAR ACTIVE INGREDIENTS

Edelweiss extract

Rich in antioxidants, it is a powerful anti-aging active ingredient.

Alpine Rose Extract

Protects the skin against oxidative stress.

TOP KEYWORDS

Active plant extracts
Swiss origin
Express
Soap-free
Respect of the skin pH
For all skin types, even sensitive skin

ADVICE

Without rinsing, it is suitable for all areas of the face + eyes. Use morning and evening on a cotton pad to remove makeup and cleanse the skin. When you get up, it removes the excess sebum that the skin has produced during the night. At bedtime, it can be used to remove makeup from the skin as long as it is not waterproof.

INFO +

When the skin is cleaned with micellar water, do not settle for only a single pass with cotton. Do not hesitate to use several cotton pads to ensure that the face no longer has any makeup residue or impurities.

Also recommended after showering, if the water is a little too hard, or after going to the pool to remove the chlorine that leaves a film on the skin.

Resale Line
All skin types

FACE

Radiance Mask

About 1 month of application

Tube
75 ml

#377082



Environ 1 mois d'application

STAR ACTIVE INGREDIENTS

Glycolic acid

Helps to gently remove dead cells from the skin's surface.
Reveals a more radiant and even complexion.

Extract from Biden Pilosa

Acts on wrinkles and fine lines and gives youthfulness and radiance to the skin.

TOP KEYWORDS

2 in 1: peeling and mask
Gently exfoliates
Provides comfort
Active plant ingredient
Swiss origin
Optimized concentration in AHA

ADVICE

Apply twice a week to the face and neck, on dry skin, avoiding the eye area.
Leave on for 10 minutes and rinse with water.
Application of the Eye Contour Gel in a thick layer during the peeling-mask application time.

INFO +

Can also be applied on the back of the hands.
Suitable for all skin types - avoid on reactive skin.
Protect the skin with sunscreen if the mask is applied at the beginning of the day.

Resale Line
All skin types

FACE

Cabex Serum With Hyaluronic Acid

Dropper bottle
30 ml



#380053

About 1 month of application

STAR ACTIVE INGREDIENTS

Low and high molecular weight hyaluronic acid

Moisturizes the upper layers of the epidermis and immediately replenishes. Improve the comfort and suppleness of the skin, form an invisible viscoelastic film on the surface of the skin, regulate sensitive perspiration in water.

TOP KEYWORDS

High concentration.
Pure active ingredients.
Basic and universal skin need : hydration

ADVICE

1. CLEAN: The serum should be used on clean, dry skin.
2. MASSAGE: Morning and evening, apply a full pipette approximately: gently massage the face and neck in upward movements. Let it dry.
3. HYDRATER: Then apply Cabex Signature Cream.

INFO +

Can be combined and mixed directly with Cabine Exclusive Signature Cream in the palm of the hand to save time and in a single gesture.

Adjust the quantity of product according to the skin's needs at the time T.

*the superior layers of the epidermis

Resale Line
All skin types

FACE

Eye Contour Gel With Swiss Apple Extract

Airless
30 ml



#380051

About 1 month of application

STAR ACTIVE INGREDIENTS

Extrait de pulpe de pomme

Les pectines de pommes forment un film protecteur à la surface de la peau, renforcent et accroissent la résistance cutanée.

Pectine et miel de citron

Protègent la peau des variations climatiques et de la pollution. Agissent comme de véritables réservoirs d'eau au sein de la peau.

TOP KEYWORDS

Origine suisse
Actifs naturels
Confort
Lissage
Action globale
Préventif et curatif

ADVICE

Appliquer 1 pump de produit sur le contour des 2 yeux avec de légers tapotements et lissages vers l'extérieur, jusqu'à totale pénétration.

INFO +

À disposer au réfrigérateur pour amplifier la sensation de fraîcheur.

Application en masque en couche épaisse (4 pumps). Laisser poser 5 min puis rincer abondamment avec des cotons doux et humidifiés.

Application sur le Eye contour sans oublier l'espace inter sourcilier.

Resale Line
All skin types

FACE

Cabex Signature Cream With Algae Extract from Swiss Glaciers

Airless
50 ml



#380054

About 1 month of application

STAR ACTIVE INGREDIENTS

With Algae Extract from Swiss Glaciers

Anti-aging and protective action.
Rich in amino acids, it strengthens the skin's protective barrier and increases hydration levels

TOP KEYWORDS

Comfort
Freshness
Rejuvenation
Better elasticity
Smoothing
Melting

ADVICE

Apply to clean, dry skin, with gentle upward smoothing movements on the face and neck until it is completely absorbed and after the Cabine exclusive Serum.

INFO +

Amplify the moisturizing action by combining Cabine Exclusive Serum with Cabex Signature Cream.
Excellent makeup base.

Sales Techniques

CABINE EXCLUSIVE

Before the T.I. beauty regimen :

“Your diagnosis has defined the needs of your skin today. Here is(are) your professional product(s), which I will use during your Cabine Exclusive facial.”

Prepare the product(s) in front of the client (select Signature Cream if none of the resale products are listed in the care protocol).

During treatment :

“I will make you discover (name of the product) so that your skin recovers (beauty objective of the product) its radiance, freshness, etc...”

This will allow you to re-use the same words to present the product when you will sell it at the end of the treatment.

After the T.I. beauty regimen :

“The treatment is now complete.

How are you feeling?

Look at your face in the mirror.” (Let the client express themselves).

“To prolong the benefits of this treatment and that day after day you find your skin firmer, younger, more radiant, etc.... (to be adapted according to the words used by the client), I will introduce you to your professional skin care home ritual.”

Place the recommended product(s) on the tray and present it to the client.

(Use technical product data sheets)

«Which product(s) would you like to start with to prolong the effects of your treatment?»

Professional products

All rights reserved, copyright © Cabine Exclusive 2022
Product published and distributed by Silhouet-Tone.

The photographs, images, and formats of the products are not contractual.
Cabine Exclusive reserves the right to modify or eliminate items without notice.

SILHOUET-TONE (SUISSE) S.A.
ROUTE DE SUISSE 9 - 1295 MIES - SUISSE
SILHOUET-TONE FRANCE
74160 ST-JULIEN-EN-GENEVOIS FRANCE
SILHOUET-TONE USA
FL 33172 USA
SOMAK DISTRIBUTION
QC H7L 3T6 CANADA

www.silhouettone.com - www.cabineexclusive.swiss



#322175

M a d e i n S w i t z e r l a n d