



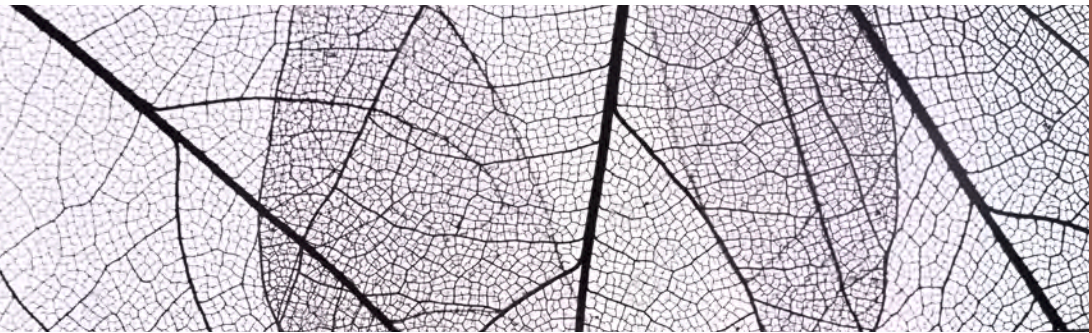
N°01 T.I.

SIGNATURE

THE BOTANICAL ANTI-AGING EXPERIENCE

Total Anti-Aging treatment — 60 min
Improves skin's texture and tone, reduces wrinkles, and firms skin.

Goal : rejuvenated, vibrant skin.
Ideal for : mature skin.



To perform this treatment, you will need

BASIC T.I. KIT

T.I. SIGNATURE



Made in Switzerland

Step 01

Surface Treatment

1. Remove makeup — 5 min

Waterproof Eye Makeup Remover
+ Aqua Relax Eye Care + Water
Eyes & eyebrows // 3 pumps + 3 pumps
(5ml + 5ml + running water)

Primrose Makeup Removing Oil

Face + neck // 5 pumps (8ml)

Oligo Activating Lotion

Face + neck // 5 pumps (15ml)

Natural Toning Lotion

Face + neck // 3 pumps (3ml)

2. Exfoliate — 7 min

Enzyme Peel with Botanical Extracts

Face + neck + hands // 8ml

Oligo Activating Lotion // 5 pumps (15ml)

Natural Toning Lotion

Face + neck // 3 pumps (3ml)

3. Detoxify — 8 min

Botanical Charcoal Mask

Face + neck // 8ml

Oligo Activating Lotion // 5 pumps (15ml)

Natural Toning Lotion

Face + neck // 3 pumps (3ml)

CabEx Bonus

Apply Gentle Foaming Gel blended with Oligo Activating Lotion to complete detoxifying step.

Peeling and hand massage during treatment.

Facial massage using the 'Serum Duo'.

Replace the Botanical Sheet Mask with the Lavender & Rosemary Soupl'ex mask on the face and neck.

To complete the treatment

Step 02

In-Depth Treatment

1. Activator — 2 min

Ylang Ylang Serum

Face + neck + hands // 1 full dropper

2. Myo-Massage — 15 min

Rose Oil Serum

Face + neck + hands // 1 full dropper

Nourishing Vitamin Serum

Face + neck // 1 full dropper

3. Tweak-Mask — 15 min

Botanical Sheet Mask

Face // 1 piece

Rich Comfort Mask

Neck // 8ml

Oligo Activating Lotion

Soak mask + rinse // 5 pumps (15ml)

Step 03

Final Treatment

1. Serum — 1 min

Perfect Glow Serum

Face + neck // 1 full dropper

2. Eye Contour — 1 min

Hydra-Active Eye Contour Gel

Eye contour // 1 pump (1ml)

3. Finishing Skin Perfector — 1 min

Signature Cream

Face + neck // 4ml

«The dosage recommended are benchmarks and remain at the discretion of beauty professionals.»



#322131





N°15 T.I.
MULTI-ZONE
SKIN-TARGETING TREATMENT

Treatment for all skin types — 60 min

Beauty treatment by skin zone. Each part of the face and neck is treated differently, according to its needs, its particular issues, and its thickness.

Goal : a fully personalized beauty treatment.

Ideal for : all skin types.



To perform this treatment, you will need

BASIC T.I. KIT

T.I. MULTI-ZONE



Step 01

Surface Treatment

1. Remove makeup — 5 min

Eye and Lip Jelly Makeup Remover +

Aqua Relax Eye Care +

Water for eyes and eyebrows

Eyes & eyebrows // 3 pumps + 3 pumps

(5ml + 5ml + running water)

Alpine Rose Cleansing Foaming Lotion

Face + neck // 3 pumps (5ml)

Oligo Activating Lotion

Face + neck // 5 pumps (15ml)

Wild Pansy Purifying Facial Gel

Face + neck // 3 pumps (3ml)

2. Gommer — 7 min

Exfoliating Apricot Scrub

Face + neck // 8ml

Apricot gel

Face + neck // 3 pumps (5ml)

Botanical Extracts Enzyme Peel

Face + neck // 8ml

Oligo Activating Lotion

Face + neck // 5 pumps (15ml)

Wild Pansy Purifying Facial Gel

Face + neck // 5 pumps (15ml)

3. Detoxify — 8 min

Botanical Charcoal Mask

Face + neck // 8ml

Oligo Activating Lotion

5 pumps (15ml)

Wild Pansy Purifying Facial Gel

Face + neck // 3 pumps (3 ml)

CabEx Bonus

Apply Gentle Foaming Gel blended with Oligo Activating Lotion to complete detoxifying step.

The activators / serums can be combined zone by zone.

Start by massaging the eye contour area and then proceed to the rest of the face and neck.

Select the lotion based on the skin type with the possibility of using two different lotions.

Step 02

In-Depth Treatment

1. Activator — 2 min

Serum Pack

Face+ neck // 1 full dropper

2. Myo-Massage — 15 min

Eye Contour Gel

contour des yeux // 1 pompe (1 ml)

Velvet Cream

Face + neck // (15 ml)

3. Tweak-Mask — 15 min

Expert Eye Patch Mask

Eye contour // 2 pieces

Sebum Control Normalizing Mask

T Zone // 4ml

Regenerative Mask

Cheeks // 10ml

Marine Collagen Soupl'ex Mask

Neck // 30g + 70ml of water

Oligo Activating Lotion

Face + neck // 5 pumps (15ml)

Step 03

Final Treatment

1. Serum — 1 min

Serum Pack

1 full dropper

2. Eye Contour — 1 min

Hydra-Active Eye Contour Gel

Eye contour // 1 pump (1ml)

3. Finishing Skin Perfector — 1 min

Signature Cream

Face + neck // 4ml



N°14 T.I.

MULTI-LAYER

NUTRITIVE SKIN BOOSTER

Comfort Treatment – 60 min

Combining, Layering, and strengthening the power of cosmetics on the skin.

Goal : to achieve supple and balanced skin, nourished instantly and durably.
Ideal for : dry skin.



To perform this treatment, you will need

BASIC T.I.

T.I. MULTI-LAYER



Step 01

Surface Treatment

1. Remove makeup — 5 min

Eye and Lip Jelly Makeup Remover
+ Aqua Relax Eye Care + Water for eyes and eyebrows

Eyes & eyebrows // 3 pumps + 3 pumps
(5ml + 5ml + running water)

Edelweiss Milk Cleanser

Face + neck // 5 pumps (10ml)

Gentle Foaming Gel

Face + neck // 3 pumps (5ml)

Oligo Activating Lotion

Face + neck // 5 pumps (15ml)

Natural Toning Lotion

Face + neck // 3 pumps (3ml)

2. Exfoliate — 7 min

Gentle Cream Scrub

Face + neck // 8ml

Fruit Exfoliating Lotion

Face + neck // 3 pumps (5ml)

3. Detoxifier — 8 min

Botanical Charcoal Mask

Face + neck // 8ml

Oligo Activating Lotion // 5 pumps (15ml)

Natural Toning Lotion

Face + neck // 3 pumps (3ml)

CabEx Bonus

The activators / serums can be combined or applied zone by zone.

The layering of many products by limiting the rinsing of the skin.

Layer the Collagen Sheet Mask with a Soupl'ex mask of your choice.

Apply the Clarifying Mask underneath the Collagen Sheet Mask.

Apply the masks before the massage to preserve the active ingredients.

To complete the treatment

Step 02

In-Depth Treatment

1. Activator — 2 min

Serum Pack

Face+ neck // 1 full dropper

2. Tweak-Mask — 15 min

Collagen Sheet Mask

Face + neck // 1 piece

Olive Soupl'ex Mask

Face + neck // 30g + 70ml of water

Oligo Activating Lotion

Soak mask + rinse // 5 pumps (15ml)

3. Myo-Massage — 15 min

Nourishing Vitamin Serum

Face + neck // 1 full dropper

Velvet Cream

Face + neck // (15ml)

Step 03

Final Treatment

1. Serum — 1 min

Serum Pack

Face + neck // 1 full dropper

2. Eye Contour — 1 min

Hydra-Active Eye Contour Gel

Eye contour // 1 pump (1ml)

3. Finishing Skin Perfector — 1 min

Alpine Comfort Cream

Face + neck // 4ml



#322137






N°07 T.I.
HOT & COLD
THERMAL ACTIVATOR

Stimulating Treatment – 45 min

This hot-and-cold sensory optimization regimen has an incredible effect on the skin.

Goal : to achieve refreshed skin, while enhancing hydration and skin firming actions.

Ideal for : dull, sagging skin.



To perform this treatment, you will need

BASIC T.I.

T.I. HOT & COLD



Step 01

Surface Treatment

1. Remove makeup — 5 min

Eyes and Lips Makeup Removing Gel+

Aqua Relax Eye Care + water

Eyes and eyebrows // 3 pumps + 3 pumps
(5ml + 5ml + running water)

Edelweiss Milk Cleanser

Face + neck // 5 pumps (10ml)

Oligo Activating Lotion

Face + neck // 5 pumps (15 ml)

Natural Toning Lotion

Face + neck // 3 pumps (3ml)

2. Exfoliate — 7 min

Fruit Peeling Cream

Face + neck // 15ml

Oligo Activating Lotion

Face + neck // 5 pumps (8ml)

Natural Toning Lotion

Face + neck // 3 pumps (3ml)

3. Detoxify — 8 min

Self Warming Mask

Face + neck // 8ml

Oligo Activating Lotion

Face + neck // 5 pumps (15ml)

CabEx Bonus

Apply Gentle Foaming Gel blended with Oligo Activating Lotion to complete detoxifying step.

To heighten the heating sensation of the treatment, place the following products in a hot cabi (Do not go over 104 F): Edelweiss Milk Cleanser, Nourishing Vitamin Serum, and Massage Balm.

To intensify the cool sensation, place the Makeup Removal Gel, the Fruit Peeling Cream, the Oligo Activating Lotion and the Cryo-Active Mask Lotion in the refrigerator.

If the skin is too reactive, apply Botanical Charcoal Mask instead of Self Warming Mask

Step 02

In-Depth Treatment

1. Activator — 2 min

Nourishing Vitamin Serum

Face + neck // 1 full dropper

2. Myo-Massage — 10 min

Face Massage Balm

Face + neck // 15ml

3. Tweak-Mask — 10 min

Cryo-Active Mask

Face + neck // 25g of powder + 100ml of gel lotion

Oligo Activating Lotion

Rinsing // 5 pumps (15ml)

Step 03

Final Treatment

1. Serum — 1 min

Red Vine Serum

Face + neck // 1 full dropper

2. Eye Contour — 1 min

Hydra-Active Eye Contour Gel

Eye contour // 1 pump (1ml)

3. Finishing Skin Perfector — 1 min

Alpine Comfort Cream

Face + neck // 4ml

To complete the treatment





N°06 T.I.

50 BEAUTY STARS

RENEWING & RESURFACING

Renewing Treatment — 45 min

The “Surface Treatment” step in this treatment is strengthened and reinforced with intense resurfacing actions.

Goal : to achieve bright luminous skin with uniform tone and reduce the appearance of pores.

Ideal for : skin with irregularities and hyperpigmentation.



To perform this treatment, you will need

BASIC T.I.

T.I. 50 BEAUTY STARS



Step 01

Surface Treatment

1. Remove makeup — 5 min

Waterproof Eye Makeup Remover
+ Aqua Relax Eye Care + Water for eyes and
eyebrows

Eyes & eyebrows // 3 pumps + 3 pumps
(5ml + 5ml + running water)

Primrose Makeup Remover Oil

Face + neck // 5 pumps (8ml)

Oligo Activator Lotion

Face + neck // 5 pumps (15ml)

Natural Toning Lotion

Face + neck // 3 pumps (3ml)

2. Exfoliate — 7 min

Fruit Exfoliating Lotion

Face + neck // 8ml

Fruit Peeling Cream

Face + neck // 15ml

Enzyme Peel

Face + neck // 5 g

Oligo Activating Lotion

Face + neck // 5 pumps (15ml)

Natural Toning Lotion

Face + neck // 3 pumps (3ml)

3. Detoxify — 8 min

Botanical Charcoal Mask

Face + neck // 8ml

Oligo Activating Lotion

Face + neck // 5 pumps (15ml)

Natural Toning Lotion

Face + neck // 3 pumps (3ml)

CabEx Bonus

Apply Gentle Foaming Gel blended with Oligo Activating Lotion to complete detoxifying step.

Layer cosmetic products with an acid base and allow them to penetrate the skin for 5-10 min depending on the skin type (5 for normal skin, 10 for thicker skin).

Option to add steam to the Enzyme Peel.

Possible to treat the hands at the same time.

Step 02

In-Depth Treatment

1. Activator — 2 min

Red Vine Serum

Face + neck // 1 full dropper

2. Myo-Massage — 10 min

Nourishing Vitamin Serum

Face + neck // 3 full droppers

3. Tweak-Mask — 10 min

Vitamin C Soupl'Ex Mask

Face + neck // 40g + 70 ml water

Step 03

Final Treatment

1. Serum — 1 min

C+ Serum

Face + neck // 1 full dropper

2. Eye Contour — 1 min

Hydra-Active Eye Contour Gel

Eye contour // 1 pump (1ml)

3. Finishing Skin Perfector — 1 min

Signature Cream

Face + neck // (4ml)

To complete the treatment



#322141






N°10 T.I.
ALPIN
DERMO-PROTECTION

Treatment for Dry Skin — 60 min

The successive applications of products and textures with rich active ingredients protects and reinforces the skin.

Goal : to achieve supple and soft nourished skin.

Ideal for : very dry or damaged skin.



To perform this treatment, you will need

BASIC T.I.

T.I. ALPIN



Step 01

Surface Treatment

1. Remove makeup — 5 min

Waterproof Eye Makeup Remover
+ Aqua Relax Eye Care + water
Eyes and eyebrows // 5 pumps + 5 pumps
(5ml + 5ml + running water)

Primrose Makeup Removing Oil

Face + neck // 5 pumps (8ml)

Oligo Activating Lotion

Face + neck // 5 pumps (15ml)

Natural Toning Lotion

Face + neck // 3 pumps (3ml)

2. Exfoliate — 7 min

Botanical Extracts Enzyme Peel

Face + neck // 8ml

Oligo Activating Lotion

Face + neck // 5 pumps (15ml)

Natural Toning Lotion

Face + neck // 3 pumps (3ml)

3. Detoxify — 8 min

Botanical Charcoal Mask

Face + neck // 8ml

Oligo Activating Lotion

Face + neck // 5 pumps (15ml)

Natural Toning Lotion

Face + neck // 3 pumps (3ml)

CabEx Bonus

Apply Gentle Foaming Gel blended with Oligo Activating Lotion to complete detoxifying step. Apply gauze over the Rich Comfort Mask, before the application of the Exothermic Mask.

Possible to treat the décolleté area as well, just adjust the quantities for products used.

To complete the treatment

Step 02

In-Depth Treatment

1. Activator — 2 min

Nourishing Vitamin Serum
Face + neck + hands // 1 full dropper

2. Myo-Massage — 15 min

Face Massage Balm

Face + neck // 15ml

3. Tweak-Mask — 15 min

Rich Comfort Mask

Face + neck // 15ml

Exothermic Mask

Face + neck // 1 packet (220g + 60 ml water)

Oligo Activating Lotion

Rinse // 5 pumps (15ml)

Step 03

Final Treatment

1. Serum — 1 min

Nourishing Vitamin Serum
Face + neck // 1 full dropper

2. Eye Contour — 1 min

Hydra-Active Eye Contour Gel
Eye contour // 1 pump (1ml)

3. Finishing Skin Perfector — 1 min

Signature Cream
Face + neck // 4ml

«The dosage recommended are benchmarks and remain at the discretion of beauty professionals.»



#322152





N°02 T.I.

GENÈVE → NEW YORK

RE-ENERGIZING MINUTE

Anti-Fatigue Treatment — 30 min

Instant radiance treatment that wakes up the skin, leaving it feeling comfortable and relaxed.

Goal : to achieve smooth, energized, and rested skin.

Ideal for : tired and sagging skin.



To perform this treatment, you will need

BASIC T.I.

T.I. GENEVA > NEW YORK



Step 01

Surface Treatment

1. Remove makeup — 5 min

Eye and Lip Jelly Makeup Remover
+ Aqua Relax Eye Care + Water for eyes and eyebrows

Eyes & eyebrows // 3 pumps + 3 pumps
(5ml + 5ml + running water)

Alpine Rose Cleansing Foaming Lotion

Face + neck // 3 pumps (5ml)

Oligo Activating Lotion

Face + neck // 5 pumps (15ml)

Wild Pansy Purifying Facial Gel

Face + neck // 3 pumps (3ml)

2. Exfoliate — 5 min

Fruits Exfoliating Lotion

Face + neck // 5ml

Oligo Activating Lotion

Face + neck // 5 pumps (15ml)

Wild Pansy Purifying Facial Gel

Face + neck // 3 pumps (3ml)

3. Detoxify — 5 min

Botanical Charcoal Mask

Face + neck // 8ml

Oligo Activating Lotion

Face + neck // 5 pumps (15ml)

Wild Pansy Purifying Facial Gel

Face + neck // 3 pumps (3ml)

CabEx Bonus

Apply Gentle Foaming Gel blended with Oligo Activating Lotion to complete detoxifying step. Replace the Botanical Charcoal Mask with a Peel Off Mask.

Step 02

In-Depth Treatment

1. Activator — 2 min

C+ Serum

Face + neck // 1 full dropper

2. Myo-Massage

X

3. Tweak-Mask — 10 min

Face and Neck Patch Expert Mask

Face + neck // 2 pieces

Step 03

Final Treatment

1. Serum — 1 min

Serum C+

Face + neck // 1 full dropper

2. Eye Contour — 1 min

Hydra-Active Eye Contour Gel

Eye contour // 1 pump (1ml)

3. Finishing Skin Perfector — 1 min

Signature Cream

Face + neck // 4ml

To complete the treatment



#322154





N°11 T.I.
WELLNESS
SENSORY YOGA FOR THE SKIN

Myo-Relaxing Treatment — 60 min

Thanks to the slow and penetrating application of various textures and natural scents, this treatment truly permits the body to relax and release stress.

Goal : to achieve relaxed, smoothed and supple skin.
Ideal for : stressed and sensitive skin.



To perform this treatment, you will need

BASIC T.I.

T.I. WELLNESS



Step 01

Surface Treatment

1. Démaquiller — 5 min

Eye and Lip Jelly Makeup Remover
+ Aqua Relax Eye Care + Water for eyes and
eyebrows

Eyes & eyebrows // 3 pumps + 3 pumps
(5ml + 5ml + running water)

Edelweiss Makeup Removing Milk

Face + neck // 5 pumps (10ml)

Oligo Activating Lotion

Face + neck // 5 pumps (15ml)

Natural Toning Lotion

Face + neck // 3 pumps (3ml)

2. Exfoliate — 7 min

Gentle Cream Scrub

Face + neck // 8ml

3. Detoxify — 8 min

Botanical Charcoal Mask

Face + neck // 8ml

Oligo Activating Lotion

Face + neck // 5 pumps (15ml)

Natural Toning Lotion

Face + neck // 3 pumps (3ml)

CabEx Bonus

Apply Gentle Foaming Gel blended with Oligo
Activating Lotion to complete detoxifying step.

Apply slow, deep pressure on the shoulders and
arms using the Nourishing Vitamin Serum and
emphasize relaxation while applying the mask.

Heighten the cocooning sensation of the treat-
ment by warming the products in a hot cabi.

Mix the Face Massage Balm with the Soothing
Mask and perform the massage while applying
the mask.

To complete the treatment

Step 02

In-Depth Treatment

1. Activator — 2 min

Fig Milk Serum

Face + neck // 1 full dropper

2. Myo-Massage — 15 min

Face Massage Balm

Face+ neck // 15ml

3. Tweak-Mask — 15 min

Soothing Mask

Face + neck // 15 ml

Oligo Activating Lotion

Rinse // 5 pumps (15ml)

Step 03

Final Treatment

1. Serum — 1 min

Royal Jelly Serum

Face + neck // 1 full dropper

2. Eye Contour — 1 min

Hydra-Active Eye Contour Gel

Eye contour // 1 pump (1ml)

3. Finishing Skin Perfector — 1 min

Alpine Comfort Cream

Face + neck // 4ml

«The dosage recommended are benchmarks and remain at the discretion of beauty professionals.»



#322156





N°08 T.I.

BEAUTYSTAT

SEBUM REGULATOR

Oily Skin Treatment — 45 min

The products used in this treatment gently purify the skin and help restore its balance.

Goal : healthy and balanced skin.

Ideal for : oily and combination skin.



To perform this treatment, you will need

BASIC T.I.

T.I. BEAUTYSTAT



Step 01

Surface Treatment

1. Remove makeup — 5 min

Eyes and Lips Makeup Removing Gel+

Aqua Relax Eye Care + water

Eyes and eyebrows // 3 pumps + 3 pumps
(5ml + 5ml + running water)

Alpine Rose Cleansing Foaming Lotion

Face + neck // 3 pumps (5ml)

Oligo Activating Lotion

Face + neck // 5 pumps (15ml)

Wild Pansy Purifying Facial Gel

Face + neck // 3 pumps (3ml)

2. Exfoliate — 7 min

Fruit Exfoliating Lotion

Face + neck // (5ml)

Oligo Activating Lotion

Face + neck // 5 pumps (15ml)

Wild Pansy Purifying Facial Gel

Face + neck // 3 pumps (3ml)

3. Detoxify — 8 min

Botanical Charcoal Mask

Face + neck // 8ml

Oligo Activating Lotion

Face + neck // 5 pumps (15ml)

Wild Pansy Purifying Facial Gel

Face + neck // 3 pumps (3ml)

CabEx Bonus

Apply Gentle Foaming Gel blended with Oligo activating Lotion to complete detoxifying step.

Extract excess sebum after applying steam to the face.

Depending on skin type, use the Sebo-Normalizing Mask or the Purifying Mud Mask, or mix both together.

Soak a sheet mask with the Fruit Exfoliating Lotion and apply it on the cream mask. Remove the cream mask with the other side of the sheet mask.

Apply gentle pressure during the treatment application. Rinse the mask off with the Gentle Foaming Gel.

Step 02

In-Depth Treatment

1. Activator — 2 min

Sebum Normalizing Serum

Face + neck // 1 full dropper

2. Myo-Massage

X

3. Tweak-Mask — 15 min

Sebum Normalizing Mask

Face + neck // 8ml

Fruit Exfoliation Lotion

Face + neck // 5ml

Oligo Activating Lotion

Rinse // 5 pumps (15 ml)

Step 03

Final Treatment

1. Serum — 1 min

Sebum Normalizing Serum

Face + neck // 1 full dropper

2. Eye Contour — 1 min

Hydra-Active Eye Contour Gel

Eye contour // 1 pump (1ml)

3. Finishing Skin Perfector — 1 min

Signature Cream

Face + neck // 4ml

To complete the treatment



#322158





N°12 T.I.

QUEEN FOR A DAY

ABSOLUTE DOUBLE-HYDRATION

Hydration Treatment — 60 min

This treatment provides nutritive hydration that creates supple elasticity in the skin and rids it of fine lines and roughness.

Goal : to diminish dehydrated fine lines and increase suppleness to the skin, making it soft and bright.

Ideal for : dehydrated skin.



To perform this treatment, you will need

BASIC T.I.

T.I. QUEEN FOR A DAY



Step 01

Surface Treatment

1. Remove makeup — 5 min

Eyes and Lips Makeup Removing Gel+

Aqua Relax Eye Care + water

Eyes and eyebrows // 3 pumps + 3 pumps
(5ml + 5ml + running water)

Edelweiss Makeup Removing Milk

Face + neck // 5 pumps (10ml)

Oligo Activating Lotion

Face + neck // 5 pumps (15ml)

Natural Toning Lotion

Face + neck // 3 pumps (3ml)

2. Exfoliate — 7 min

Gentle Cream Scrub

Face + neck // 8ml

Oligo Activating Lotion

Face + neck // 5 pumps (15ml)

Natural Toning Lotion

Face + neck // 3 pumps (3ml)

3. Detoxify — 8 min

Botanical Charcoal Mask

Face + neck // 8ml

Oligo Activating Lotion

Face + neck // 5 pumps (15ml)

Natural Toning Lotion

Face + neck // 3 pumps (3ml)

CabEx Bonus

Apply Gentle Foaming Gel blended with Oligo Activating Lotion to complete detoxifying step.

Apply the Absolute Hydration Mask on the hands.

Layer the two masks to enhance the hydrating action of the active ingredients.

Step 02

In-Depth Treatment

1. Activator — 2 min

Perfect Glow Serum + Rose Oil Serum

Face + neck // 2 full droppers

2. Myo-Massage — 15 min

Macadamia Mask

Face + neck // 15 ml

3. Tweak-Mask — 15 min

Absolute Hydration Mask

Face + neck // 15 ml

Exothermic Mask

Face + neck // 1 packet (220g + 60 ml water)

Oligo Activating Lotion

Rinse // 5 pumps (15ml)

Step 03

Final Treatment

1. Serum — 1 min

Royal Jelly Serum

Face + neck // 1 full dropper

2. Eye Contour — 1 min

Hydra-Active Eye Contour Gel

Eye contour // 1 pump (1 ml)

3. Finishing Skin Perfector — 1 min

Alpine Comfort Cream

Face + neck // 4 ml

To complete the treatment



#322160





N°09 T.I.

PEAUSSASSIONNELLE

ILLUMINATING RADIANCE LIFT

Instant Radiance Boost Treatment — 45 min

This treatment gives a tired and dull complexion a breath of fresh air. The skin is instantly revitalised and lifted. Highly suggested after a long day of work, before going to an important event.

Goal : to achieve a rested look, combined with a “mini-lift” sensation.
Ideal for: dull skin.



To perform this treatment, you will need

BASIC T.I.

T.I. PEAUSSASSIONNELLE



Step 01

Surface Treatment

1. Remove makeup — 5 min

Waterproof Eye Makeup Remover
+ Aqua Relax Eye Care + Water for eyes and
eyebrows

Eyes & eyebrows // 3 pumps + 3 pumps
(5ml + 5ml + running water)

Primrose Makeup Removing Oil

Face + neck // 5 pumps (8ml)

Fruit Exfoliating Lotion

Face + neck // 5ml

2. Exfoliate — 5 min

Fruit Peeling Cream

Face + neck // (8ml)

Exfoliating Fruit Lotion

Face + neck // 5ml

3. Detoxify — 5 min

Botanical Charcoal Mask

Face + neck // 8ml

Fruit Exfoliating Lotion

Face + neck // 5 pumps (5ml)

CabEx Bonus

Apply Gentle Foaming Gel blended with Oligo
Activating Lotion to complete detoxifying step.

The Exfoliating Fruit Lotion can be used as a
“rinsing product” as well as a lotion to optimize
the brightening effect of the treatment.

If the Lotion is too exfoliated, use Natural To-
ning Lotion

Massage with two aqueous serums.

Step 02

In-Depth Treatment

1. Activator — 2 min

Serum C+

Face + neck // 1 full dropper

2. Tweak-Mask — 20 min

Green Tea Anti-Oxidant Mask

Face + neck // 1 piece

Oligo Activating Lotion

Soak mask + rinse//

5 pumps (15ml)

3. Myo-Massage — 6 min

Acacia Serum + Hyaluronic Acid Serum

Face + neck // 2 full droppers

Step 03

Final Treatment

1. Serum

X

2. Eye Contour — 1 min

Hydra-Active Eye Contour Gel

Eye contour // 1 pump (1ml)

3. Finishing Skin Perfector — 1 min

Signature Cream

Face + neck // 4ml

To complete the treatment



#322165





N°13 T.I.
TUTTI-FRUITY
VITAMIN EXPLOSION

Revitalizing Treatment — 60 min

This treatment will awaken your senses with its vitamin-packed active ingredients, leaving the skin looking bright and healthy.

Goal : to achieve radiant, bright, and supple skin.

Ideal for : skin lacking vitality.



To perform this treatment, you will need

BASIC T.I.

T.I. TUTTI-FRUITY



Made in Switzerland

Step 01

Surface Treatment

1. Remove makeup — 5 min

Eyes and Lips Makeup Removing Gel+

Aqua Relax Eye Care + water

Eyes and eyebrows // 3 pumps + 3 pumps
(5ml + 5ml + running water)

Alpine Rose Cleansing Foaming Lotion

Face + neck // 3 pumps (5ml)

Oligo Activating Lotion

Face + neck // 5 pumps (15ml)

Wild Pansy Purifying Facial Gel

Face + neck // 3 pumps (3ml)

2. Exfoliate — 7 min

Exfoliating Apricot Scrub

Face + neck // 8ml

Apricot Gel

Face + neck // 3 pumps (5ml)

Oligo Activating Lotion

Face + neck // 5 pumps (15ml)

Wild Pansy Purifying Facial Gel

Face + neck // 3 pumps (3ml)

3. Detoxify — 8 min

Botanical Charcoal Mask

Face + neck // 8ml

Oligo Activating Lotion

Face + neck // 5 pumps (15ml)

Wild Pansy Purifying Facial Gel

Face + neck // 3 pumps (3ml)

CabEx Bonus

Apply Gentle Foaming Gel blended with Oligo Activating Lotion to complete detoxifying step. Choose between the Red Berries Soupl'Ex Mask and the Blueberry Soupl'Ex Mask.

Remove the Exfoliating Apricot Scrub with the Apricot Gel.

Apply the Fruit Mask on the décolleté and the hands.

Exfoliating the hands is recommended.

To complete the treatment

Step 02

In-Depth Treatment

1. Activator — 2 min

Fig Milk Serum

Face + neck // 1 full dropper

2. Myo-Massage — 15 min

Hydra-Active Eye Contour Gel

Eye contour // 1 pump (1ml)

Velvet Cream

Face + neck // 15ml

3. Tweak-Mask — 15 min

Fruit Mask

Neck + décolleté // 30ml

Red Berries Soupl'Ex Mask

Face+ neck // 50g + 70ml of water

Oligo Activating Lotion

Rinse // 5 pumps (15ml)

Step 03

Final Treatment

1. Serum — 1 min

Fig Milk Serum

Face + neck // 1 full dropper

2. Eye Contour

X

3. Finishing Skin Perfector — 1 min

Signature Cream

Face + neck // 4ml





N°03 T.I.

OH! MY CONTOURS

EYES AND LIPS EXPRESS

Specific Eyes and Lips Treatment — 30 min

Gives a refreshed and younger-looking appearance. The under eye area is brighter and the lip contour appears soft and hydrated.

Goal : to smooth the areas around the eyes and lips.
Ideal for : sagging or lined skin.



To perform this treatment, you will need

BASIC T.I.

T.I. OH! MY CONTOURS



Made in Switzerland

Step 01

Surface Treatment

1. Remove makeup — 5 min

Eyes and Lips Makeup Removing Gel+

Aqua Relax Eye Care + water

Eyes and eyebrows // 3 pumps + 3 pumps
(5ml + 5ml + running water)

Edelweiss Makeup Removing Milk

Face + neck // 5 pumps (10ml)

Oligo Activating Lotion

Face + neck // 5 pumps (15ml)

Natural Toning Lotion

Face + neck // 3 pumps (3ml)

2. Exfoliate — 1 min

Exfoliating Fruit Lotion

Face + neck // 5ml

3. Detoxify — 5 min

Botanical Charcoal Mask

Face + neck // 8ml

Oligo Activating Lotion

Face + neck // 5 pumps (15ml)

Natural Toning Lotion

Face + neck // 3 pumps (3ml)

CabEx Bonus

Apply Gentle Foaming Gel blended with Oligo Activating Lotion to complete detoxifying step.

Apply the lotion with a cotton compress so that the treatment lasts longer. The Collagen Sheet mask can be used for three treatments.

Massage the eye contours with the Eye Contour Gel.

Double the eye patches by applying one on the eyelid and one under the eye.

To complete the treatment

Step 02

In-Depth Treatment

1. Activator — 2 min

Hyaluronic Acid Serum + Acacia Serum

Face + neck // 2 full droppers

2. Myo-Massage — 4 min

Hydra Active Eye Contour Gel

Eye contour // 3 pumps (3ml)

3. Tweak-Mask — 10 min

Eye Expert Patch

Eye contour // 2 pieces

Collagen Sheet Mask

Mouth // 1 piece

Oligo Activating Lotion

Soak Mask + rinse // 2 pumps (7.5ml)

Biden Pilosa Luminous Mask

Face + neck // 8ml

Step 03

Final Treatment

1. Serum — 1 min

Hyaluronic Acid Serum + Acacia Serum

Face + neck // 2 full droppers

2. Eye contour — 1 min

Hydra-Active Eye Contour Gel

Eye contour // 1 pump (1ml)

3. Finishing Skin Perfector — 1 min

Alpine Comfort Cream

Face + neck // 4ml

«The dosage recommended are benchmarks and remain at the discretion of beauty professionals.»



#322169





N°05 T.I.
GENTLEMAN
ALL IN ONE

Gentleman Treatment — 40 min

This treatment is designed specifically for men. It is quick, efficient and refreshing.

Goal : to achieve healthy looking, supple skin.

Ideal for : thick and irritated skin.



To perform this treatment, you will need

BASIC T.I.

T.I. GENTLEMAN



Step 01

Surface Treatment

1. Clean face — 5 min

Alpine Rose Cleansing Foaming Lotion

Face + neck // 3 pumps (5ml)

Wild Pansy Purifying Facial Gel

Face + neck // 3 pumps (3ml)

2. Exfoliate — 5 min

Gentle Foaming Gel

Face + neck // 5 pumps (5ml)

Oligo Activating Lotion

Face+neck // 5 pumps (15ml)

Enzyme Peel

Face + neck // 5g

Wild Pansy Purifying Facial Gel

Face + neck // 3 pumps (3ml)

3. Detoxify — 5 min

Botanical Charcoal Mask

Face + neck // 8ml

Oligo Activating Lotion

Face + neck // 5 pumps (15ml)

Wild Pansy Purifying Facial Gel

Face + neck // 3 pumps (3ml)

CabEx Bonus

Combine the Gentle Foaming Gel with the Oligo Activating Lotion to achieve a dense mousse texture.

To simultaneously treat and relax, massage with the Wild Pansy Purifying Facial Gel.

Step 02

In Depth Treatment

1. Activator — 2 min

Sérum Vigne Rouge

visage + cou // 1 pipette complète

2. Myo-Massage — 11 min

Wild Pansy Purifying Facial Gel

Face+ neck // 6 pumps (6ml)

3. Tweak-Mask — 10 min

Expert Face & Neck Patch Mask

Face + neck // 2 pieces

Aqua Relax Eye

Eyes // 3 pumps (5ml)

Step 03

Final Treatment

1. Serum

X

2. Eye Contour — 1 min

Hydra-Active Eye Contour Gel

Eye contour // 1 pump (1 ml)

3. Finishing Skin Perfector — 1 min

Signature Cream

Face + neck // 4ml

To complete the treatment

«The dosage recommended are benchmarks and remain at the discretion of beauty professionals.»



#322171





N°04 T.I.

CLEAR 4 TIME

KOREAN SKIN CLARIFYING TREATMENT

Deep Pore Cleansing Clarifying Treatment — 40 min

Inspired by Korean Skincare techniques, this treatment clears the pores of the skin from daily exposure to pollutants. In only 2 successive steps, it removes all traces of residue from the skin (makeup, dust, dead skin)

Goal : to improve the regenerative properties of the skin. The skin looks clear, fresh and soft.

Ideal for: all skin types.



To perform this treatment, you will need

BASIC T.I.

T.I. CLEAR 4 TEMPS



Step 01

Preparing Treatment — 10 min

Waterproof Eye Makeup Remover
+ Aqua Relax Eye Care + Water for eyes and
eyebrows

Eyes & eyebrows // 3 pumps + 3 pumps
(5ml + 5ml + running water)

Primrose Makeup Removing Oil

Face + neck // 5 pumps (8ml)

Gentle Foaming Gel

Face + neck // 5 pumps (5ml)

Oligo Activating Lotion

Face + neck // 5 pumps (15ml)

Natural Toning Lotion

Face + neck // 3 pumps (3ml)

Ylang-Ylang Serum

Face + neck // 1 full dropper

Step 03

Removing Impurities — 15 min

Botanical Charcoal Mask

Face + neck // 8 ml

Enzyme Peel

Face + neck // 5 g

Oligo Activating Lotion

Face + neck // 5 pumps (15ml)

Natural Toning Lotion

Face + neck // 3 pumps (3ml)

Red Vine Serum

Face + neck // 1 full dropper

CabEx Bonus

Combine the Gentle Foaming Gel with the Oligo Activating Lotion to create a foam.

Optimize the time of the treatment by rinsing the Gentle Cream Scrub with the Fruit Exfoliating Lotion.

Activate the Enzyme Peel directly with the Oligo Activating Lotion.

Step 02

Exfoliating Treatment — 12 min

Gentle Cream Scrub

Face + neck // 8ml

Fruit Exfoliation Lotion

Face + neck // 5 ml

Oligo Activating Lotion

Face + neck // 5 pumps (15 ml)

Natural Toning Lotion

Face + neck // 3 pumps (3 ml)

Hyaluronic Acid Aqua Serum

Face + neck // 1 full dropper

Step 04

Final Treatment — 3 min

1. Serum

C+ Serum

Face + neck // 1 full dropper

2. Eye Contour

Hydra-Active Eye Contour Gel

Eye contour // 1 pump (1ml)

3. Finishing Skin Perfector

Signature Cream

Face + neck // 4ml

To complete the treatment



#322172

